

**KENMORE-TOWN OF TONAWANDA  
UNION FREE SCHOOL DISTRICT**

**2020-2021  
BUDGET WORK SESSION**

**BOARD OF EDUCATION MEETING  
MARCH 3, 2020**

*The Ken-Ton School Community will provide our students with the supports, tools, and diverse opportunities needed to meet the challenges of an ever-changing world.*



# Today's Purpose

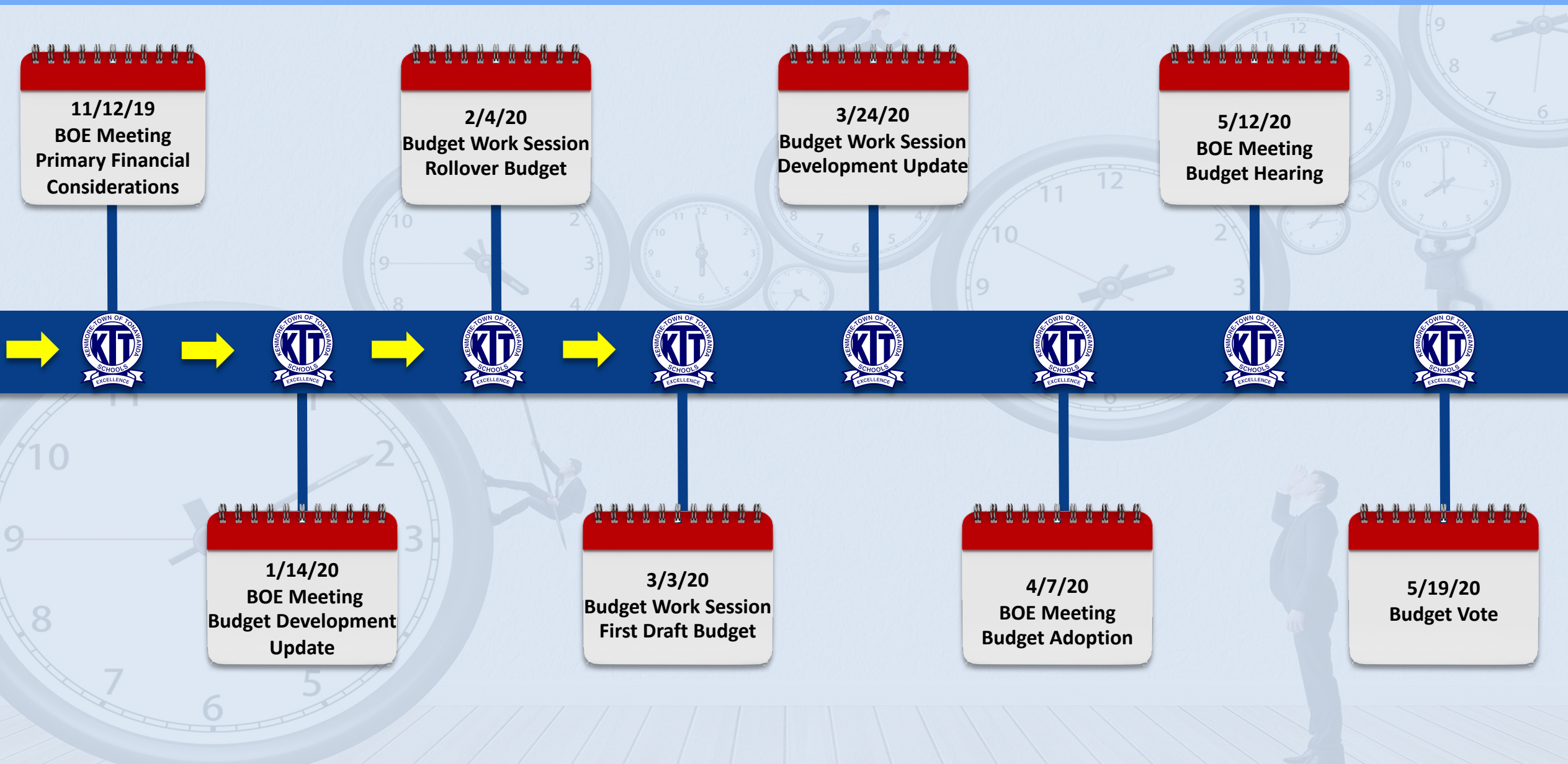


## Review the 2020-21 Draft 1 Budget



# Budget Timeline

# Budget Development Timeline



# Draft 1 Budget



# Budget Development Status

- Priority: Close Budget Gap
  - \$4,050,650 gap from rollover budget
- Finalize BOCES budget
- Retirements
- Staffing for 2020-21
- Healthcare Budget

# Expenditure Changes from Rollover

| Budget Item           | Description                   | Amount       |
|-----------------------|-------------------------------|--------------|
| BOCES Budget Update   | Service increases/Special Ed. | +\$760,298   |
| Retirements           | 25 Teachers Retirements YTD   | -1,325,088   |
| TRS Contribution Rate | Reduced from 10.25% to 9.53%  | -499,541     |
| Healthcare Budget     | Rx Savings                    | -829,175     |
|                       | <b>Total Changes</b>          | -\$1,893,506 |

# Revenue Changes from Rollover

| Budget Item | Description                         | Amount            |
|-------------|-------------------------------------|-------------------|
| Tax Cap     | Increased to 2.59% - BOCES Cap Exc. | +\$239,858        |
|             | <b>Total Changes</b>                | <b>+\$239,858</b> |



# Transportation

# Debt Service

- Continue towards 10 year replacement cycle
- 2020-21 Proposition
  - 8, 65 Passenger Gasoline
  - 2, 42 Passenger Gasoline
- Total Cost: \$1,153,286
- 70% aided by New York State
- Total Cost to District: \$345,986





# Tax Levy Limit (Tax Cap)

# Tax Cap – The Formula

|          |                                       |                     |
|----------|---------------------------------------|---------------------|
| <b>A</b> | <b>19-20 Tax Levy</b>                 | <b>\$86,036,814</b> |
| <b>B</b> | <b>Tax Base Growth Factor</b>         | <b>1.0002</b>       |
| <b>C</b> | <b>A * B</b>                          | <b>\$86,057,021</b> |
| <b>D</b> | <b>Base Year PILOTs</b>               | <b>\$1,045,469</b>  |
| <b>E</b> | <b>C + D</b>                          | <b>\$87,099,490</b> |
| <b>F</b> | <b>19-20 Capital Tax Levy</b>         | <b>\$1,295,386</b>  |
| <b>G</b> | <b>E - F</b>                          | <b>\$85,804,104</b> |
| <b>H</b> | <b>Growth Factor (CPI)</b>            | <b>1.81%</b>        |
| <b>I</b> | <b>G * H</b>                          | <b>\$87,357,158</b> |
| <b>J</b> | <b>20-21 PILOTs</b>                   | <b>\$859,374</b>    |
| <b>K</b> | <b>Levy Before Exclusions (I – J)</b> | <b>\$86,497,784</b> |

← Property growth in Town and Village

← CPI or 2%, whichever is lower

## 20-21 Exclusions

|          |                               |                    |
|----------|-------------------------------|--------------------|
| <b>L</b> | <b>20-21 Capital Tax Levy</b> | <b>\$1,645,425</b> |
|----------|-------------------------------|--------------------|

**+\$239,858**

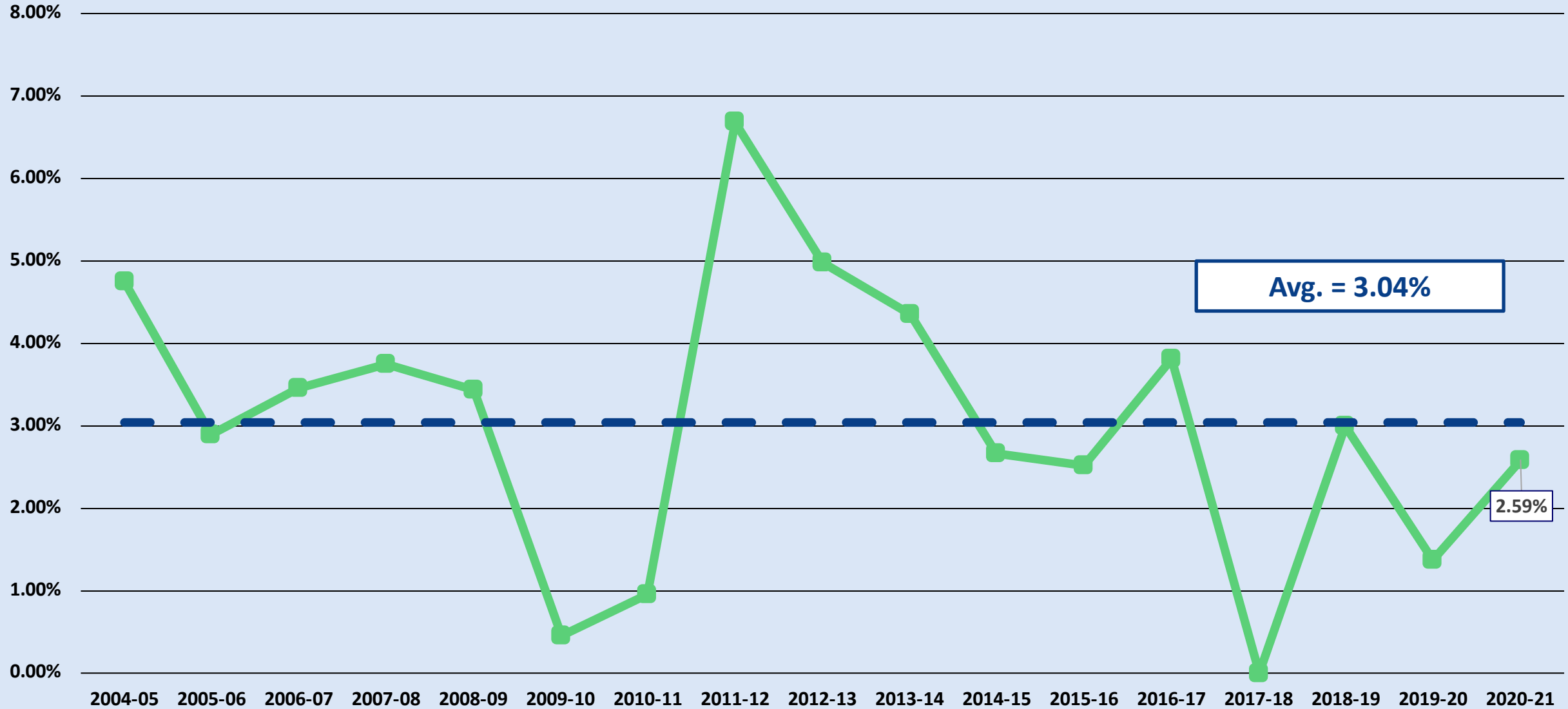
|                               |                     |
|-------------------------------|---------------------|
| <b>2020-21 Tax Levy Limit</b> | <b>\$88,262,900</b> |
|-------------------------------|---------------------|

**2.59%**


# 2.59% Tax Levy Increase Impact

| Item   | Amount      |
|--|-------------|
| 2019-20 Tax Levy % Increase                    | 1.38%       |
| Proposed 2020-21 Tax Levy % Increase           | 2.59%       |
| Tax Rate                                       | \$52.94     |
| Tax Rate Increase                              | 2.59%       |
| Fund Balance and Reserve Usage                 | \$8,400,000 |
| Increase on \$100,000 Full-Market Value House  | \$46.73     |
| Per Month Increase: \$100,000 Full-Market Home | \$3.89      |

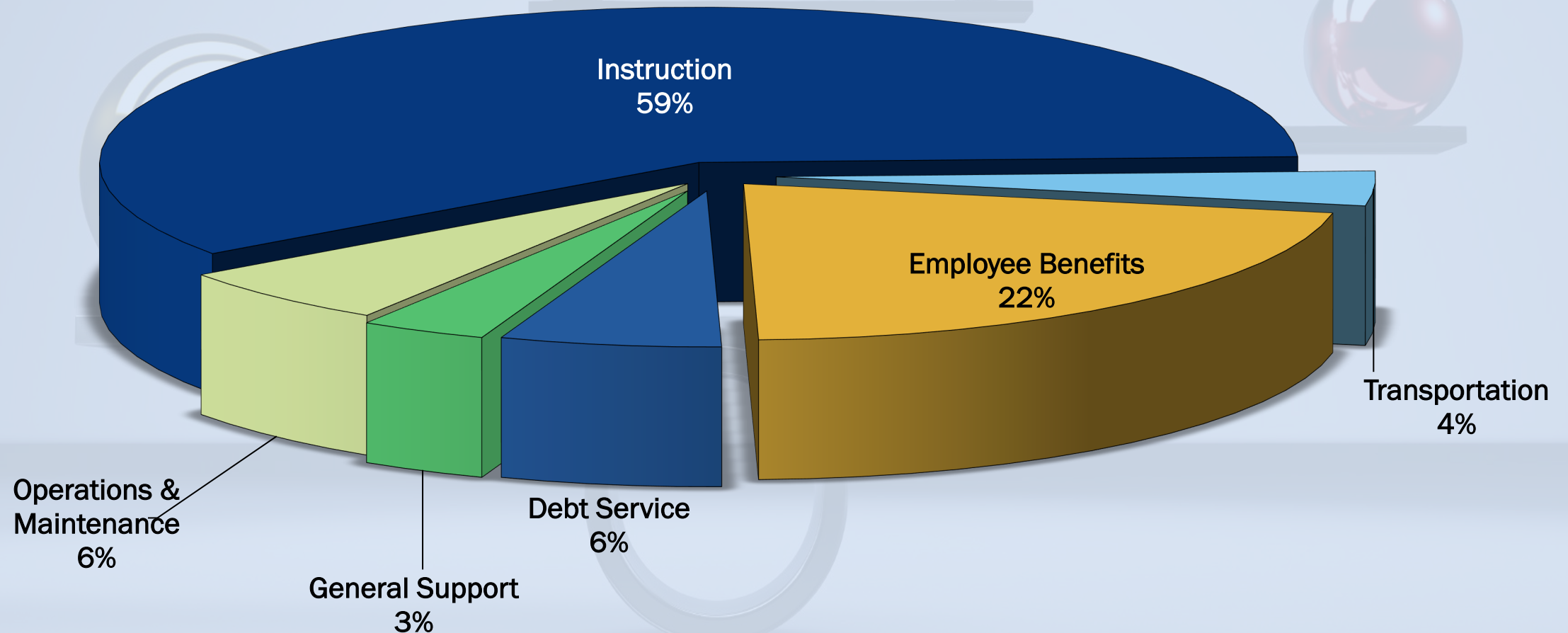
# Historical Tax % increase



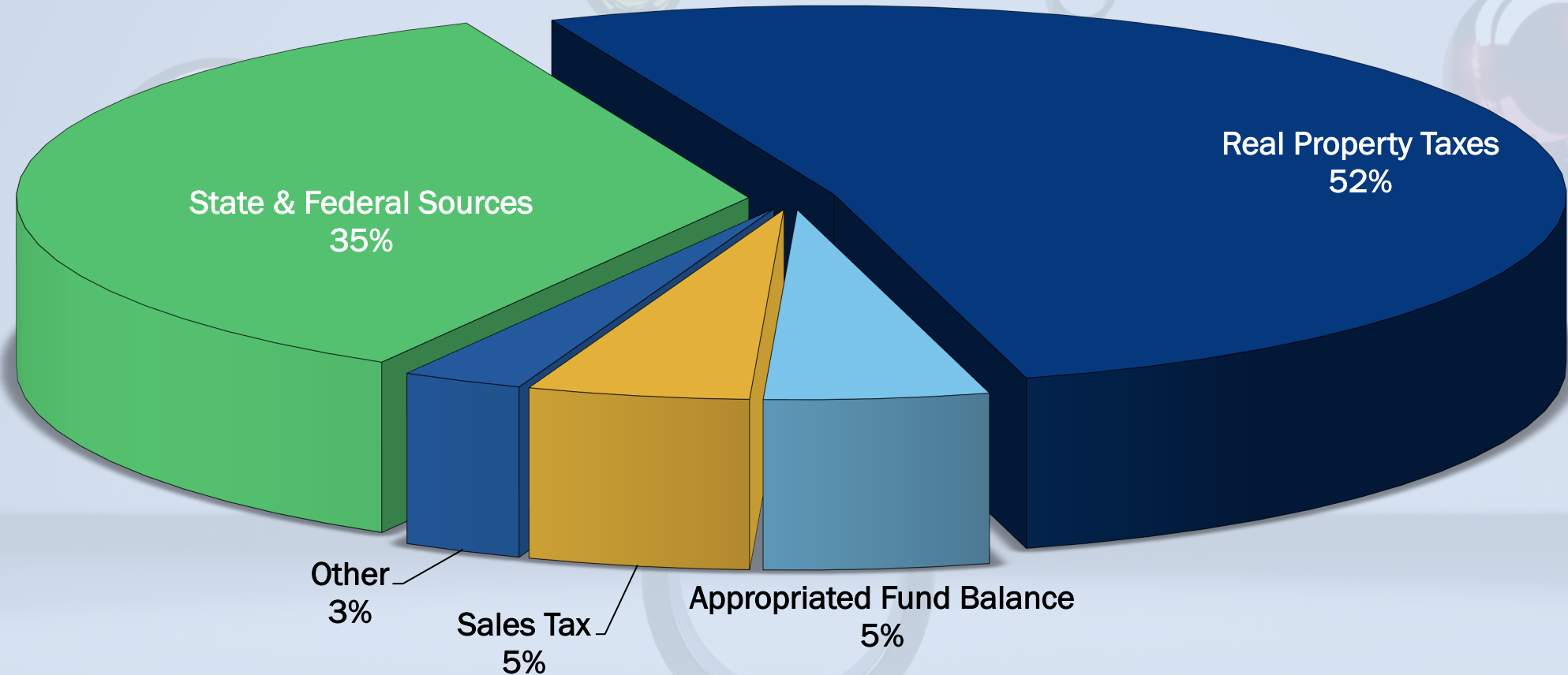
# Revenues and Expenditures



# 2020-21 Expenditures: \$171,346,760

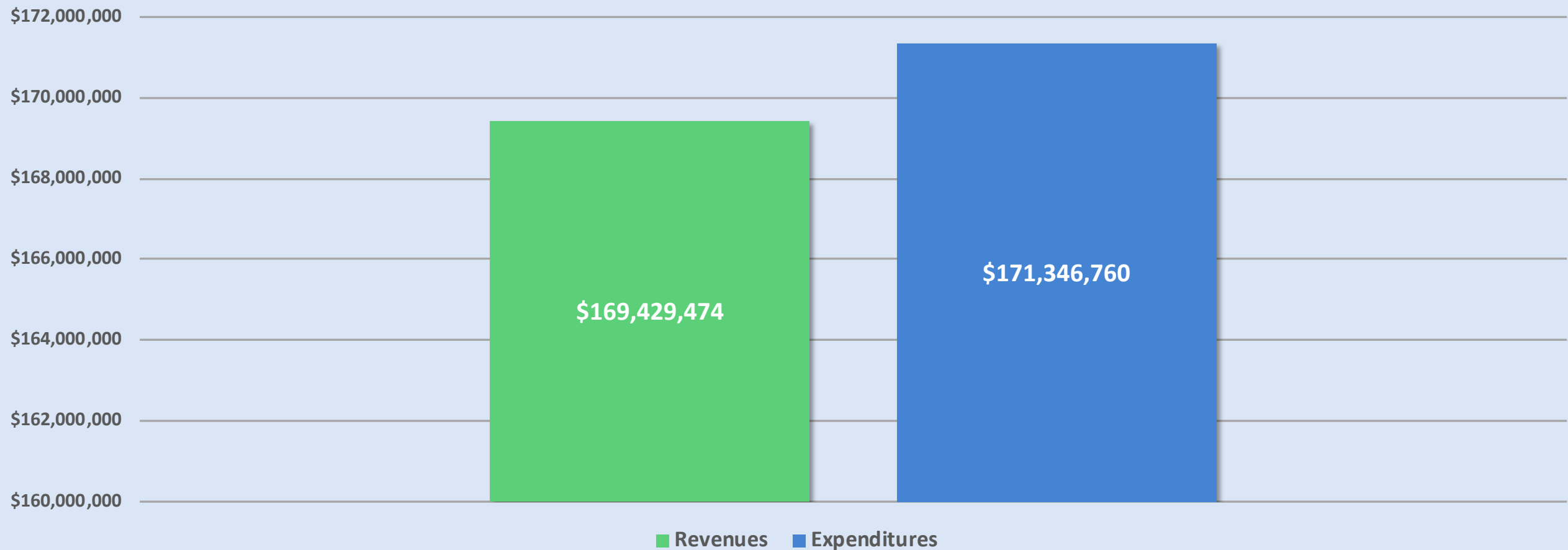


# 2020-21 Revenues: \$169,429,474



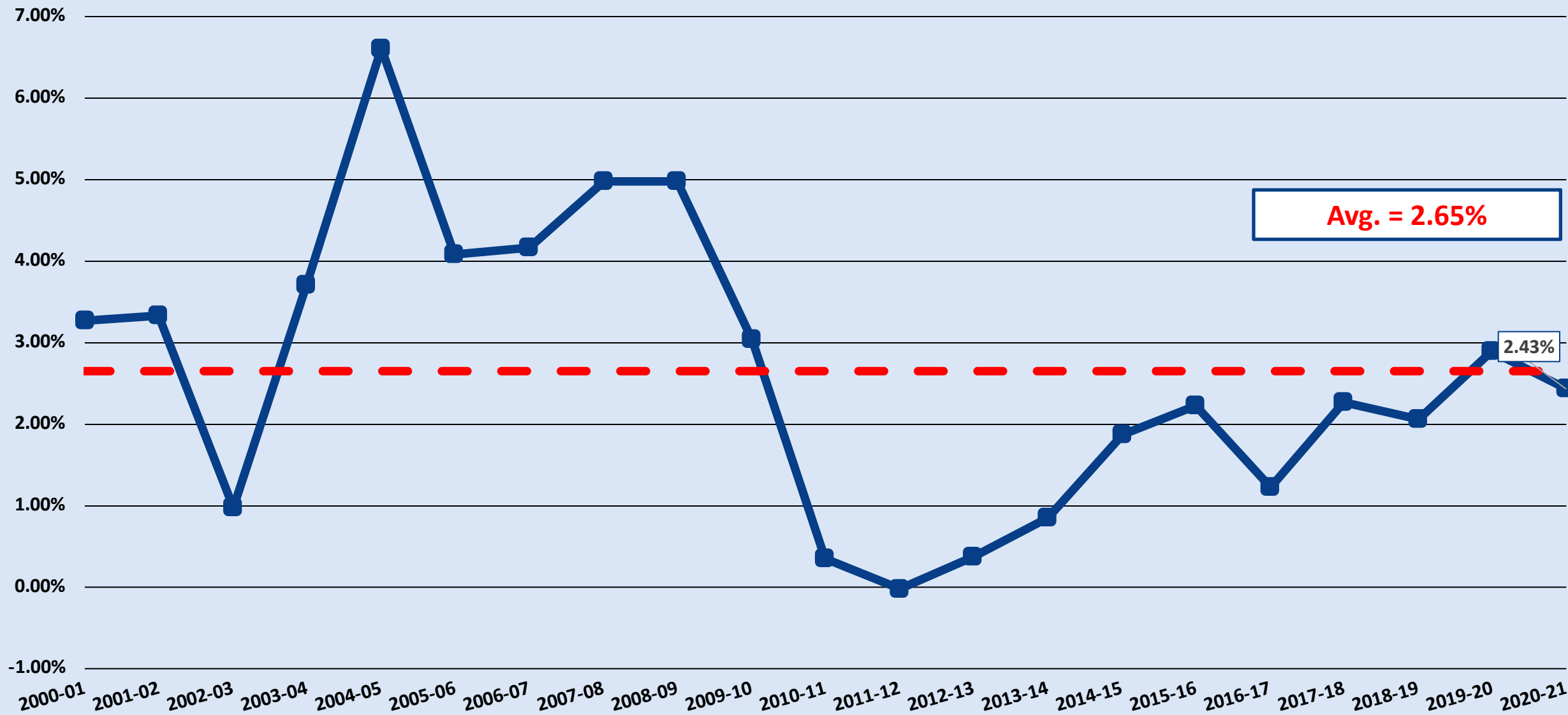
# Budget Gap

Revenues vs. Expenditures

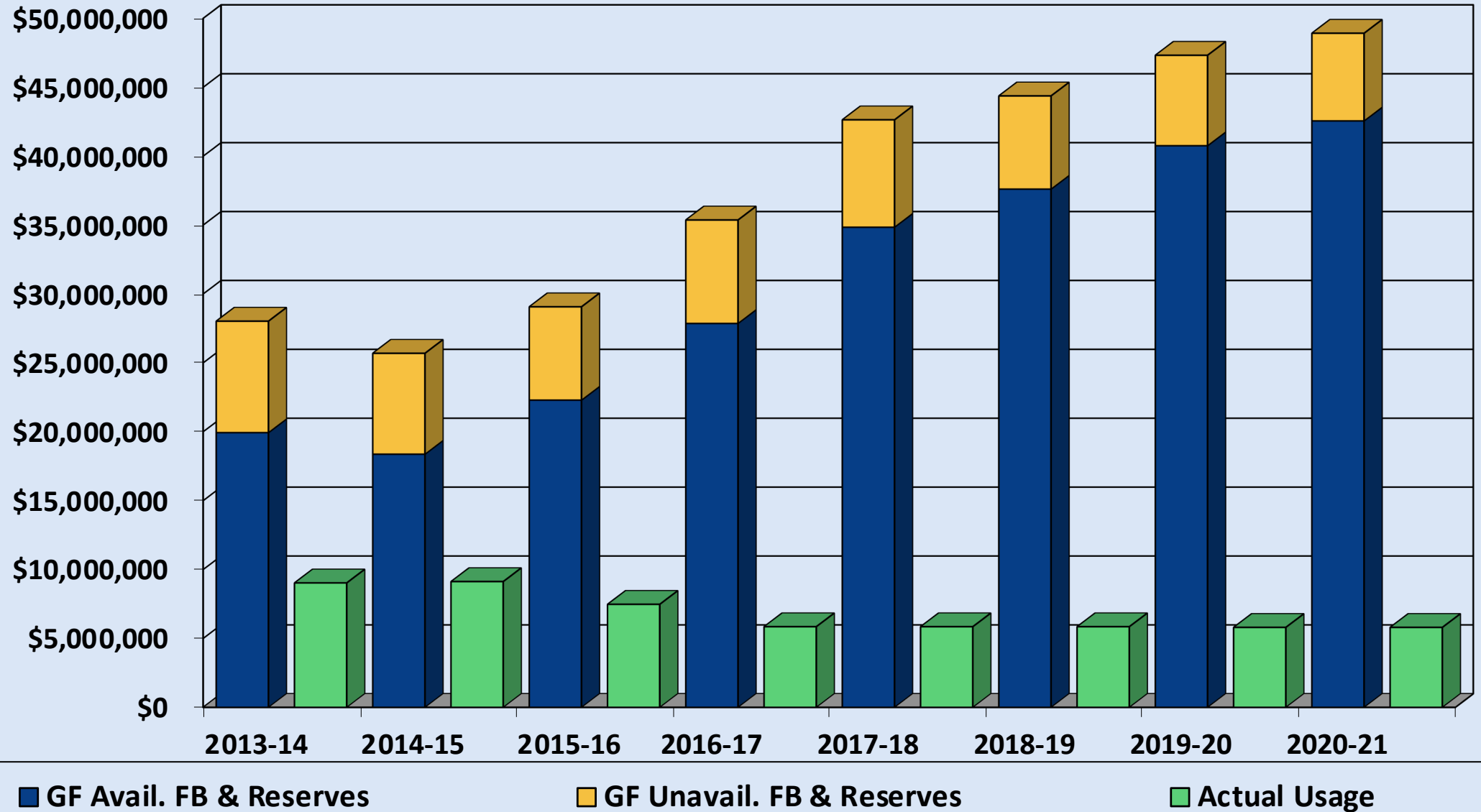


**Total Budget Gap: \$1,917,286**

# Historical Budget % Increase

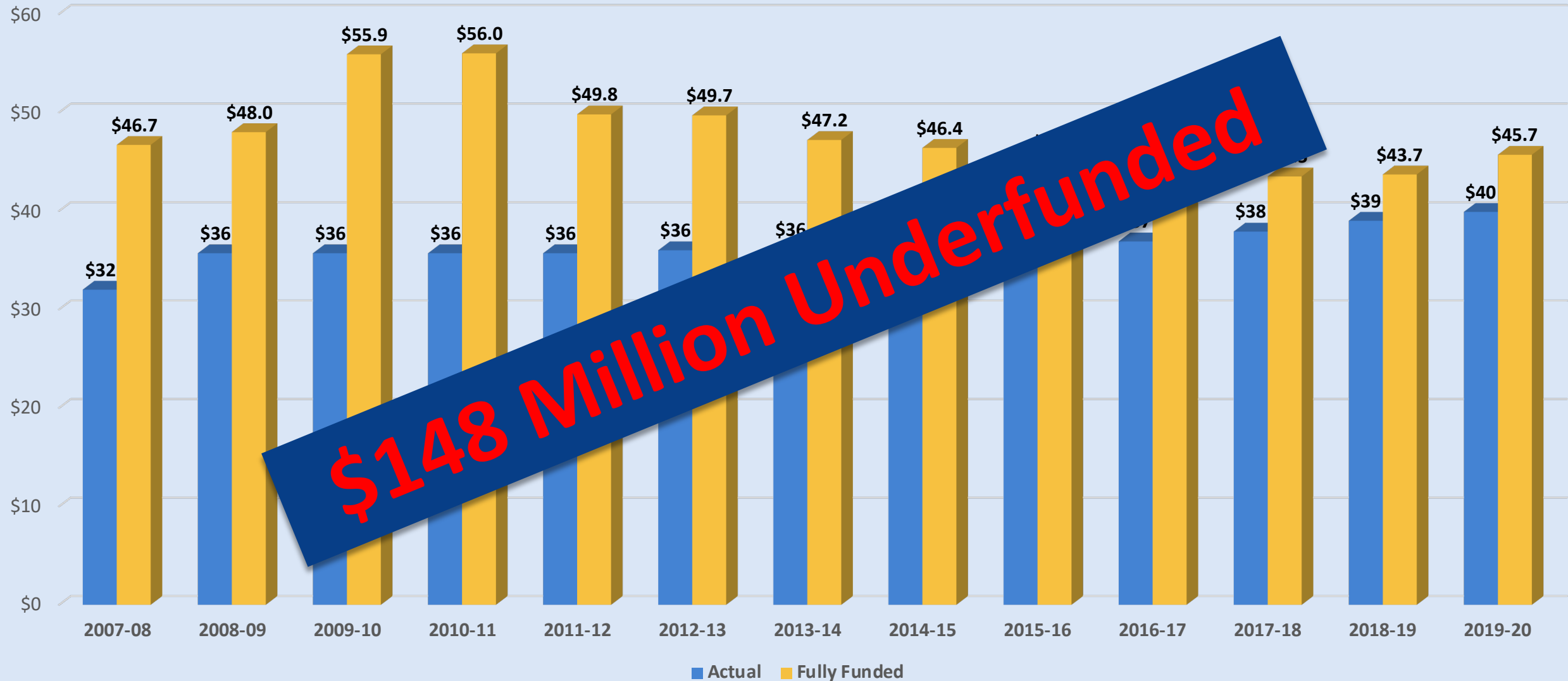


# Use of Fund Balance & Reserves



# Foundation Aid Comparison

Ken-Ton Foundation Aid History (In Millions)






# Moving Forward

# Continuing Budget Development

- Legislative Budget: 4/1/20
- Continued advocacy
- Focus on budget gap
  - Reduce expenditures
  - Monitor additional aid from state
- Review staffing requests
- Contract negotiations - KTSEA
- Monitor/update fund balance projections





# QUESTIONS?

## Thank you for your support!

Visit [www.ktufsd.org/budget](http://www.ktufsd.org/budget) for more information

**KENMORE-TOWN OF TONAWANDA  
UNION FREE SCHOOL DISTRICT**

1500 Colvin Blvd.  
Buffalo, NY 14223  
(716) 874-8400  
[ktufsd.org](http://ktufsd.org)

