

KENMORE-TOWN OF TONAWANDA
UNION FREE SCHOOL DISTRICT

2019-2020
BUDGET WORK SESSION

BOARD OF EDUCATION MEETING
FEBRUARY 5, 2019

The Ken-Ton School Community will provide our students with the supports, tools, and diverse opportunities needed to meet the challenges of an ever-changing world.



Today's Purpose

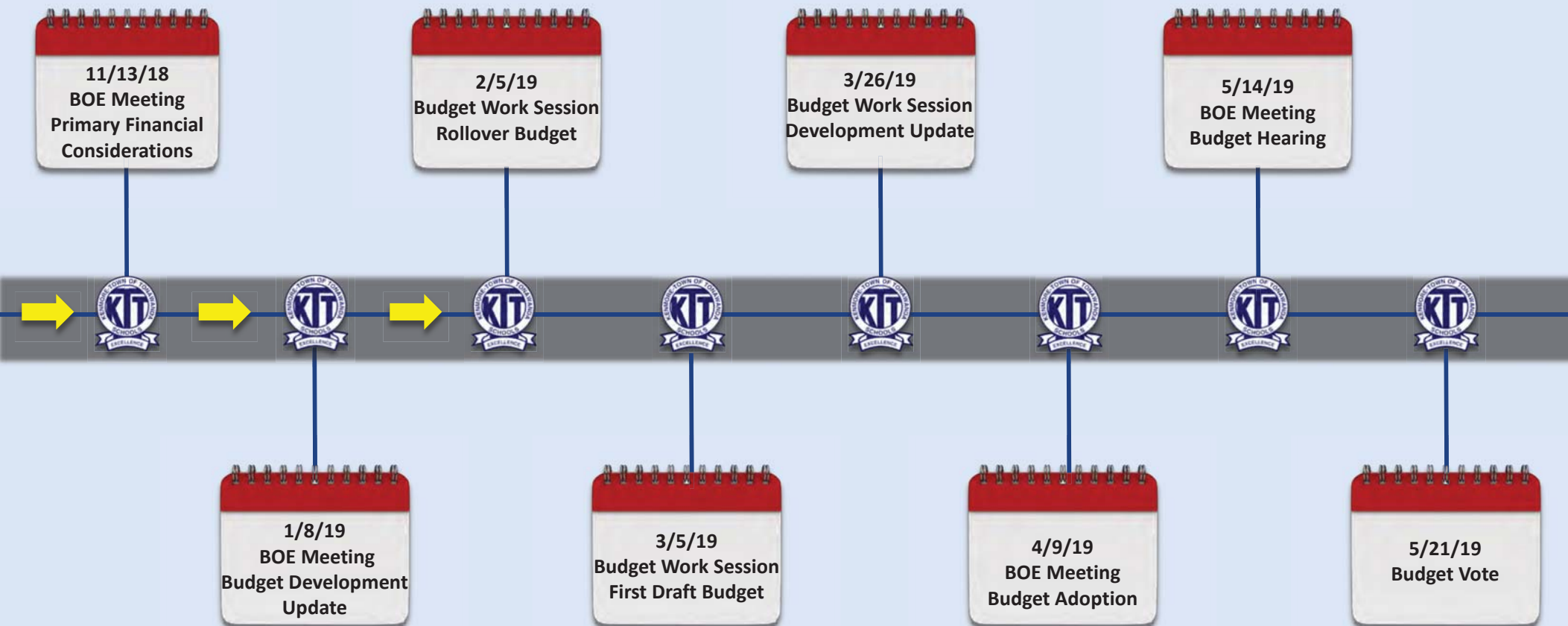


Review the 2019-20 Rollover Budget



Budget Timeline

Budget Development Timeline



Budget Development Status



Budget Development Status

- Healthcare budget reviewed: 1/9/19
- BOCES budget reviewed: 1/29/19
- Analyzing state revenue projections
- Continued focus on aligning expenditures
- Continue with reserves plan
- Strategic Plan implementation and expenditure review



Capital Expenditures

Debt Service

- \$10.6 Million in total debt service
- Reduction of \$1.6 million
 - Previous Energy Performance Contract (EPC)
 - Building aid reduced

Rollover Budget: Expenditures



Rollover Expenditure Budget

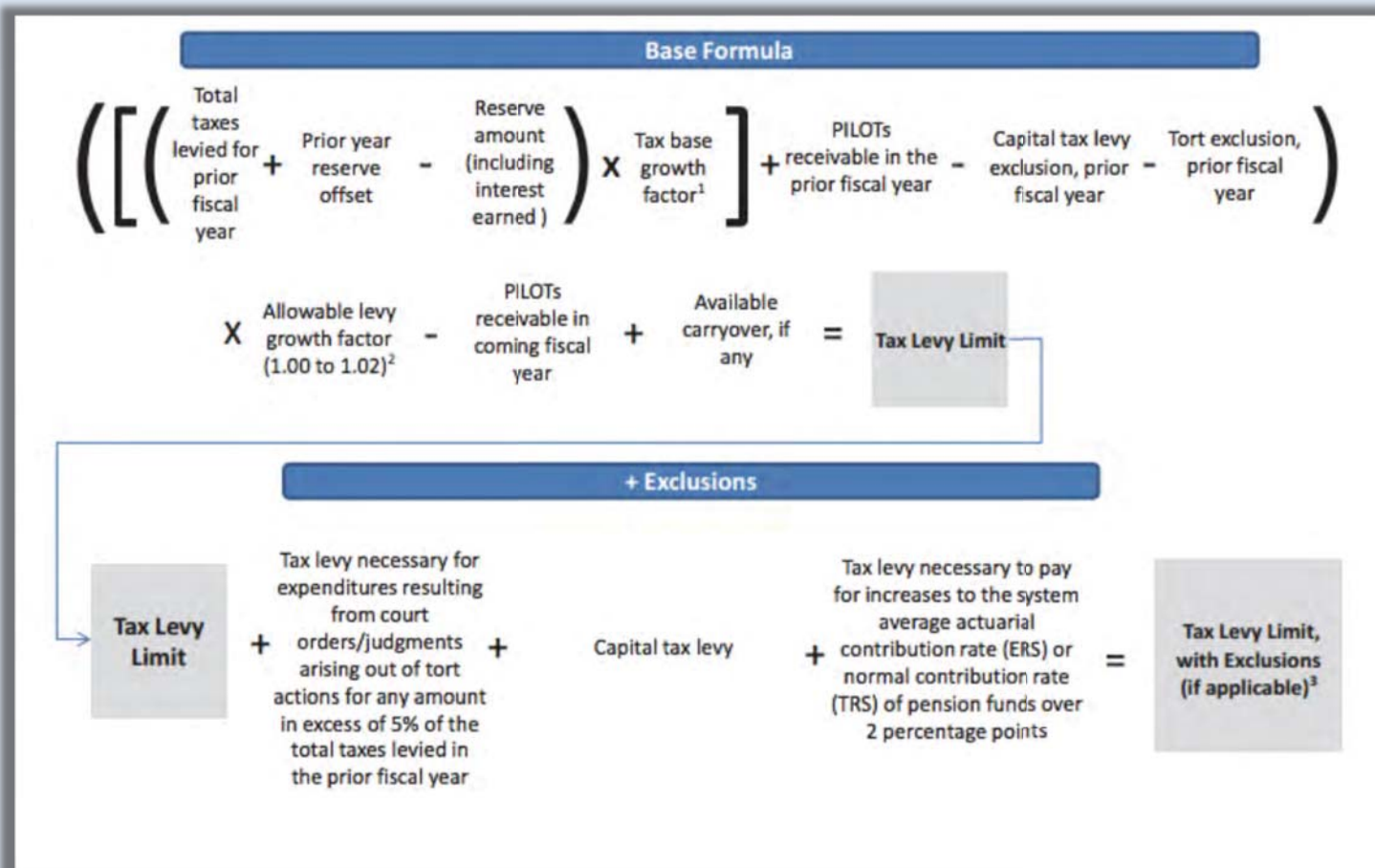
2018-19 Budget	\$163,957,543	-
Contractual Increases	\$4,904,089	5.82%
Health Insurance	\$1,939,625	13.22%
<i>BOCES Services</i>	<i>TBD</i>	<i>*3%</i>
Retirement Cont., FICA	\$195,655	1.02%
Debt Service	-\$1,561,110	-12.83%
Misc. Contractual/M&S	\$11,431	.1%
Total Increases	<u>\$5,489,690</u>	
2019-20 Budget	\$169,447,233	3.35%

* Estimated rate increase



Tax Levy Limit (Tax Cap)

Tax Cap – The Formula



Tax Cap – The Formula

A	18-19 Tax Levy	\$84,862,121
B	Tax Base Growth Factor	1.0013
C	A * B	\$84,972,442
D	Base Year PILOTs	\$1,052,983
E	C + D	\$86,025,425
F	18-19 Capital Tax Levy	\$1,920,624
G	E - F	\$84,104,801
H	Growth Factor (CPI)	2%
I	G * H	\$85,786,897
J	19-20 PILOTs	\$1,045,469
K	Levy Before Exclusions (I – J)	\$84,741,427

← Property growth in Town and Village

← CPI or 2%, whichever is lower

19-20 Exclusions

L	19-20 Capital Tax Levy	\$1,585,107
----------	------------------------	-------------

2019-20 Tax Levy Limit	\$85,437,480	<u>1.73%</u>
-------------------------------	---------------------	---------------------

State Aid



State Aid Executive Proposal – Projections

Ken-Ton Highlights

- Foundation Aid
 - \$776,813 = 1.99%
- Charter School Transitional Aid:
\$55,937 = 88.99%
- Building Aid:
 - Overstated on Governor's Run
 - Working with State Aid on clarification
- Community Schools Setaside
\$301,599



Total Aid Increase:
.43%

State Aid Comparison

Ken-Ton State Aid History (In Millions)





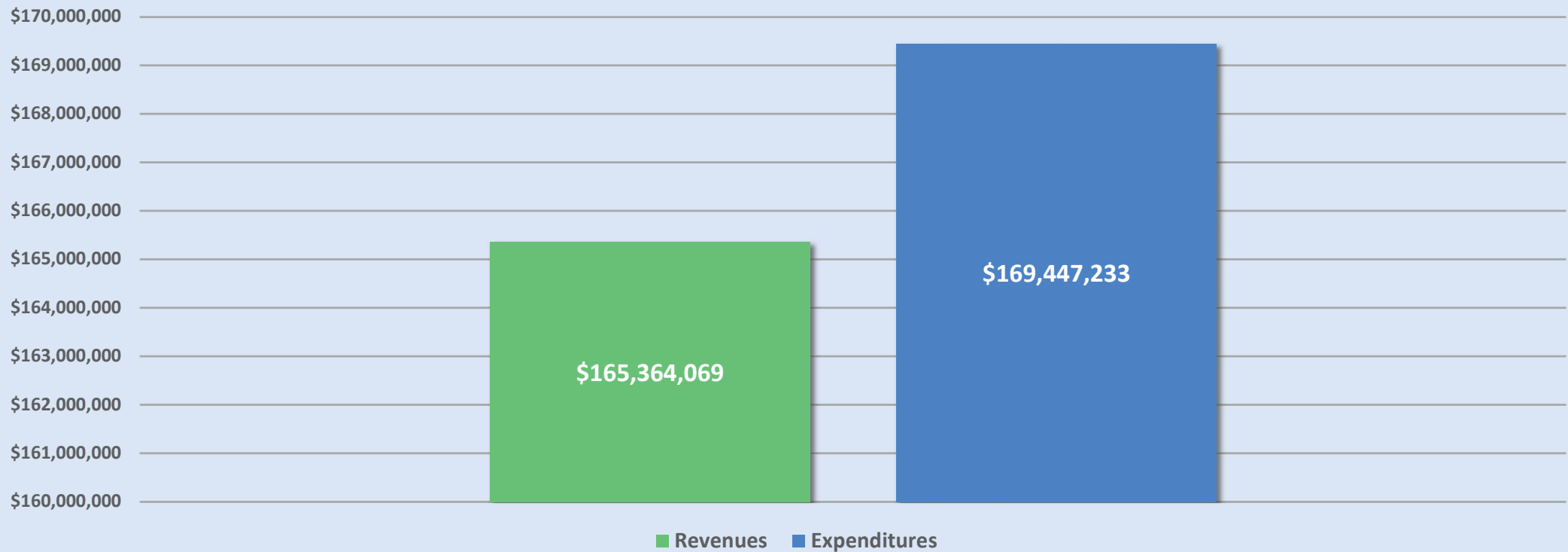
Rollover Budget: Revenues

Rollover Revenue Budget

2018-19 Revenue	\$163,957,543	-
Tax Levy	\$1,464,414	1.73%
Debt Service Reserve	-\$250,000	-25%
Appropriated FB	-\$50,000	-.85%
PILOTs	-\$7,514	-.71%
Miscellaneous	\$17,000	-
State Aid	\$232,626	.43%
Total Increases	<u>\$1,406,526</u>	
2018-19 Revenue	\$165,364,069	.86%

Budget Gap

Revenues vs. Expenditures




Total Budget Gap: \$4,083,164

Continuing Budget Development



Continuing Budget Development

- Priority: Close budget gap
- Finalize all revenue projections
- Revisit healthcare budget
- Contract negotiations
- Building aid discrepancy
- 3/1/19 – Retirement notification
- Continue to review staffing
- Monitor/update fund balance projections
- Strategic Planning Funding for 19-20





QUESTIONS?

Thank you for your support!

Visit www.ktufsd.org/budget for more information



**KENMORE-TOWN OF TONAWANDA
UNION FREE SCHOOL DISTRICT**

1500 Colvin Blvd.
Buffalo, NY 14223
(716) 874-8400
ktufsd.org

