

2018-19 BUDGET BUDGET WORK SESSION

BOARD OF EDUCATION MEETING
MARCH 27, 2018

We educate, prepare, and inspire all students to achieve their highest potential



Today's Purpose

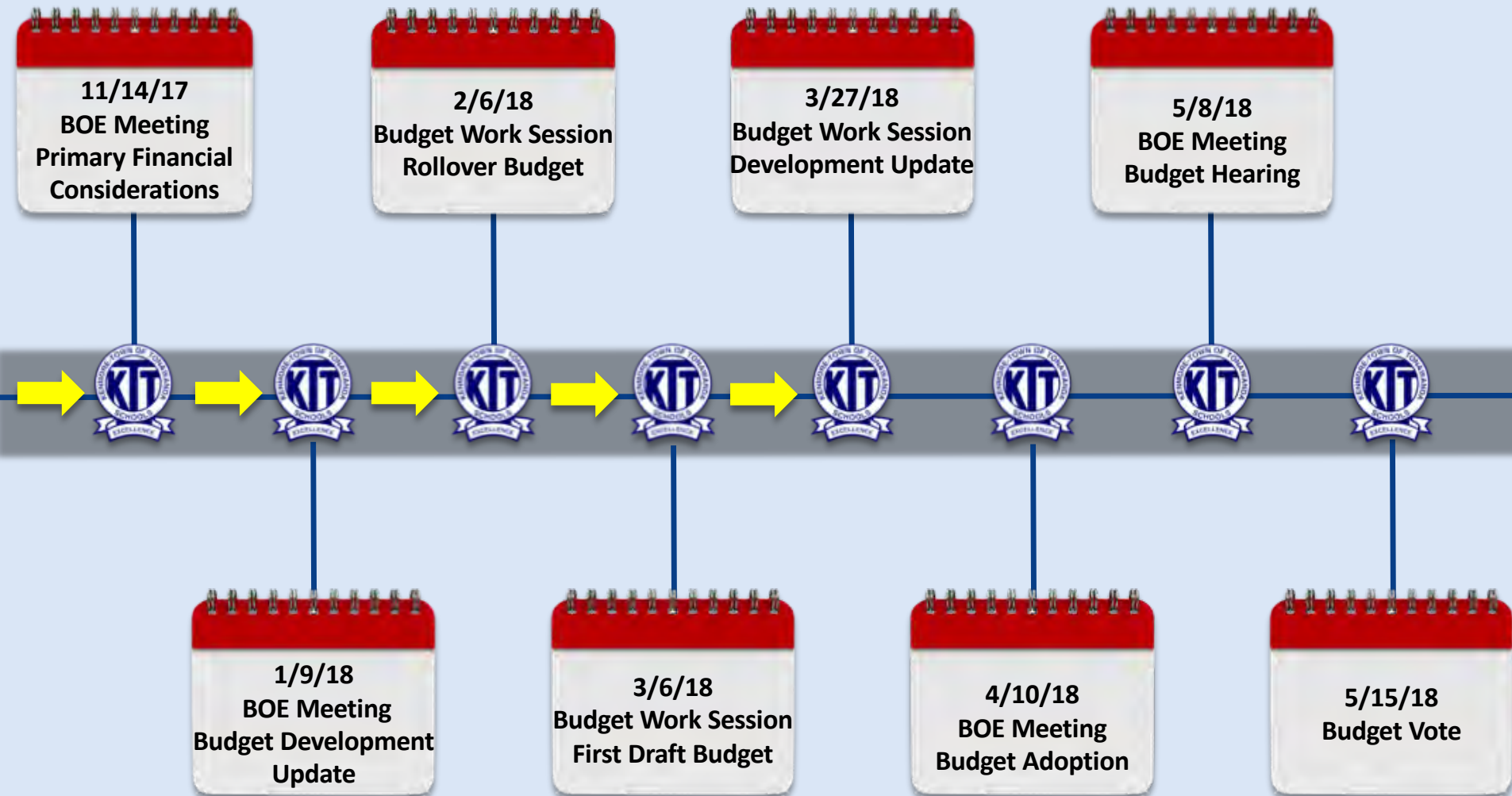


Review the 2018-19 Draft Budget



Budget Timeline

Budget Development Timeline



2018-19 Draft Budget



Budget Development Status

- State Legislative Budget
 - Senate and Assembly: 1 House Bills
- Staffing levels for 2018-19
- Strategic Plan



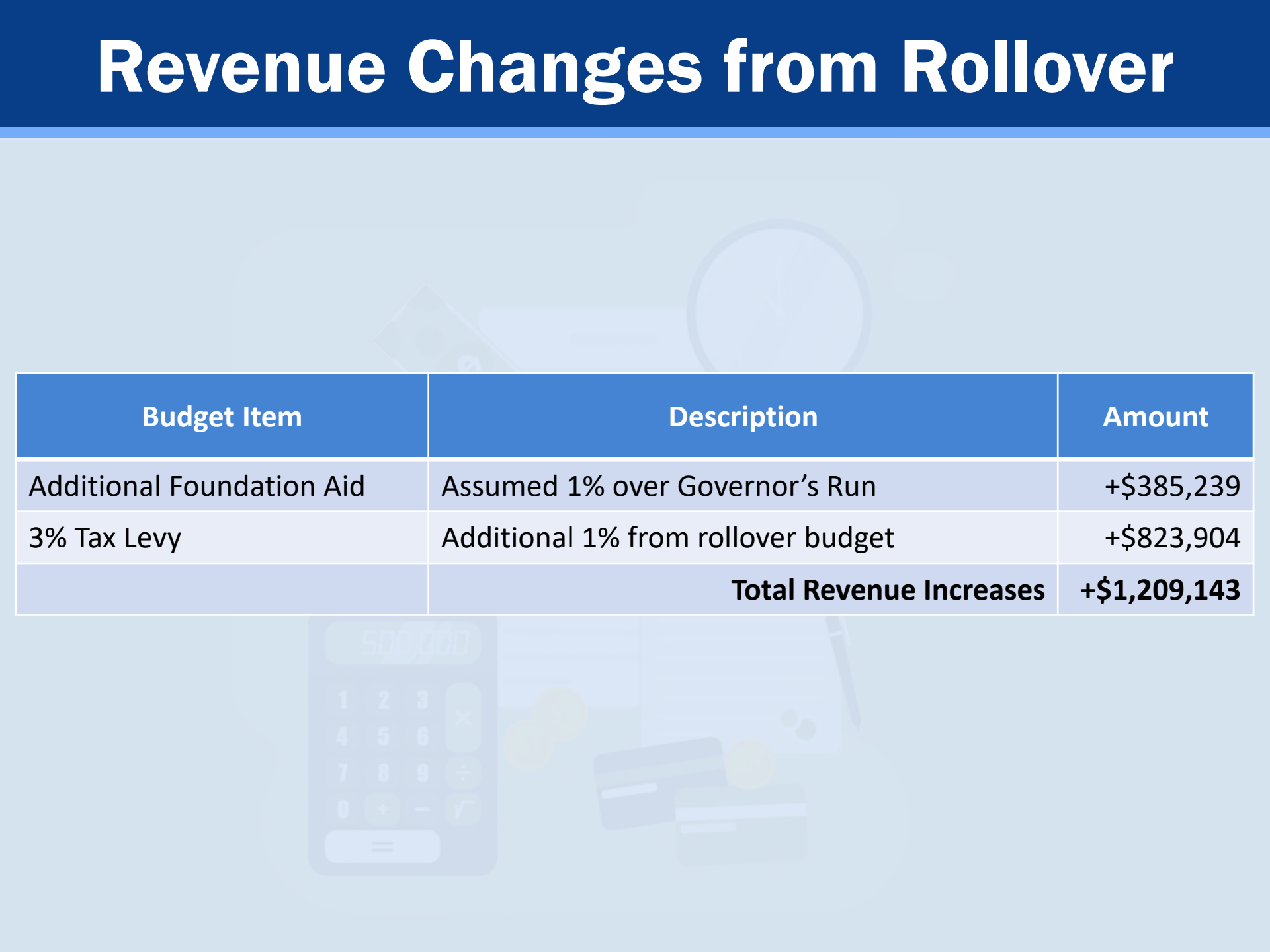
Reductions from Rollover

Budget Item	Description	Amount
Revised Healthcare	Lower expected expenditures	-\$868,450
BOCES Expenses	Various BOCES expenses	-\$762,485
Retirement Breakage	As of 3/1/18: 9 retirements	-\$618,632
1.9 FTE Reduction: MS	Staffing changes based on enrollment	-\$125,738
	Total Reductions	-\$2,375,305

Proposed Additions to 2018-19

Budget Item	Description	Amount
Charter School Tuition	Increased tuition and enrollment	+\$236,405
Special Ed. Private Tuition	Movement from BOCES programs	+\$350,000
Big Picture – 8 th Grade	2 Teachers, .3 Physical Education	+\$153,424
1 ESL Teacher	1 ESL Teacher for Universal ENL Services	+\$66,706
5 Special Ed. Aides	Adding 12-1-4 & 8-1-1 Classes	+\$140,874
Handwriting Materials	Elementary Gen. Ed. Consumables	+\$20,000
Conferences for Coaches		+\$26,000
2 Instructional Coaches	1 Technology, 1 Elementary Literacy	+\$133,412
2.2 FTE at Elementary	Class size staffing requirements	+\$145,592
Strategic Plan	Allocating for potential staffing/equipment	+\$477,973
	Total Additions	+\$1,750,386

Revenue Changes from Rollover



Budget Item	Description	Amount
Additional Foundation Aid	Assumed 1% over Governor's Run	+\$385,239
3% Tax Levy	Additional 1% from rollover budget	+\$823,904
	Total Revenue Increases	+\$1,209,143



Tax Levy Limit (Tax Cap)

Tax Cap – The Formula

A	17-18 Tax Levy	\$82,390,409
B	Tax Base Growth Factor	1.0024
C	A * B	\$82,588,146
D	Base Year PILOTs	\$1,153,969
E	C + D	\$83,742,115
F	17-18 Capital Tax Levy	\$830,508
G	E - F	\$82,911,607
H	Growth Factor (CPI)	2%
I	G * H	\$84,569,839
J	18-19 PILOTs	\$1,052,983
K	Levy Before Exclusions (I – J)	\$83,516,856

18-19 Exclusions

L	18-19 Capital Tax Levy	\$1,920,624
---	------------------------	-------------

2018-19 Tax Levy Limit		\$85,437,480
-------------------------------	--	---------------------

Tax Cap – Long Term Projection

- Previous year as basis moving forward
- Flat CPI % Increase
- Flat Tax Base Growth Factor
- Steadily decreasing PILOT revenue
- 2022-23 Capital Exclusion

Kenmore - Town of Tonawanda UFSD 5-Year Tax Levy Limit Projection

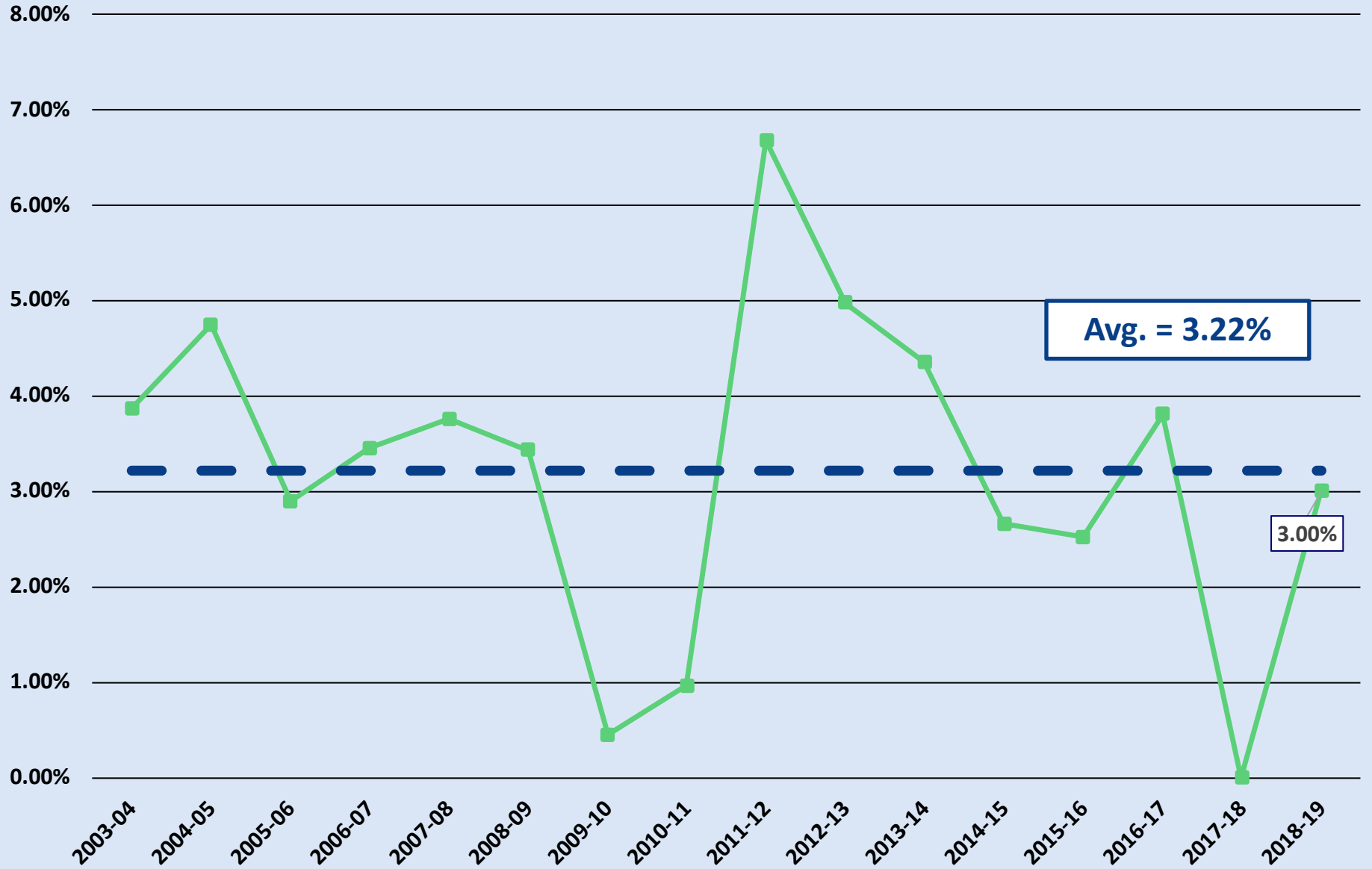
Levy Limit	3.70%	Projected Levy Limit	0.37%	Projected Levy Limit	1.42%	Projected Levy Limit	1.04%	Projected Levy Limit	0.88%
2018-19		2019-20		2020-2021		2021-22		2022-23	
Base Year Tax Levy	\$82,390,409	Base Year Tax Levy	\$85,437,480	Base Year Tax Levy	\$85,756,438	Base Year Tax Levy	\$86,976,741	Base Year Tax Levy	\$87,882,000
Tax Base Growth Factor	1.0024	Tax Base Growth Factor	1.0024	Tax Base Growth Factor	1.0024	Tax Base Growth Factor	1.0024	Tax Base Growth Factor	1.0024
PILOTS	\$1,153,969	PILOTS	\$1,052,983	PILOTS	\$1,047,718	PILOTS	\$1,042,479	PILOTS	\$1,037,267
Base Year Capital Tax Levy	\$830,508	Base Year Capital Tax Levy	\$1,920,624	Base Year Capital Tax Levy	\$1,181,518	Base Year Capital Tax Levy	\$1,332,482	Base Year Capital Tax Levy	\$1,154,830
CPI	1.02	CPI	1.01	CPI	1.01	CPI	1.01	CPI	1.01
Budget Year PILOTS	\$1,052,983	Budget Year PILOTS	\$1,047,718	Budget Year PILOTS	\$1,042,479	Budget Year PILOTS	\$1,037,267	Budget Year PILOTS	\$1,032,081
Budget Year Capital Tax Levy	\$1,920,624	Budget Year Capital Tax Levy	\$1,181,518	Budget Year Capital Tax Levy	\$1,332,482	Budget Year Capital Tax Levy	\$1,154,830	Budget Year Capital Tax Levy	\$834,103
Tax Levy Limit	\$85,437,480	Tax Levy Limit	\$85,756,438	Tax Levy Limit	\$86,976,741	Tax Levy Limit	\$87,882,000	Tax Levy Limit	\$88,657,130
Levy limit as %	3.70%	Levy limit as %	0.37%	Levy limit as %	1.42%	Levy limit as %	1.04%	Levy limit as %	0.88%
2018-19 Tax Levy	\$85,437,480	2019-20 Tax Levy	\$85,756,438	2020-2021 Tax Levy	\$86,976,741	2021-22 Tax Levy	\$87,882,000	2022-23 Tax Levy	\$88,657,130
Increase/Decrease	\$3,047,071	Increase/Decrease	\$318,958	Increase/Decrease	\$1,220,308	Increase/Decrease	\$905,258	Increase/Decrease	\$775,130

* Assumes 1% CPI trend after 2018-19
* Assumes flat tax base growth
* 2022-23 capital tax levy to increase
* ~5% change in PILOT revenue

3% Tax Levy Increase Impact

Item	Amount
2017-18 Tax Levy % Increase	0%
Proposed 2018-19 Tax Levy % Increase	3%
Tax Rate	\$51.16
Tax Rate Increase	3%
Fund Balance and Reserve Usage	\$6,850,000
Increase on \$100,000 Full-Market Value House	\$58.11
Per Month Increase: \$100,000 Full-Market Home	\$4.84

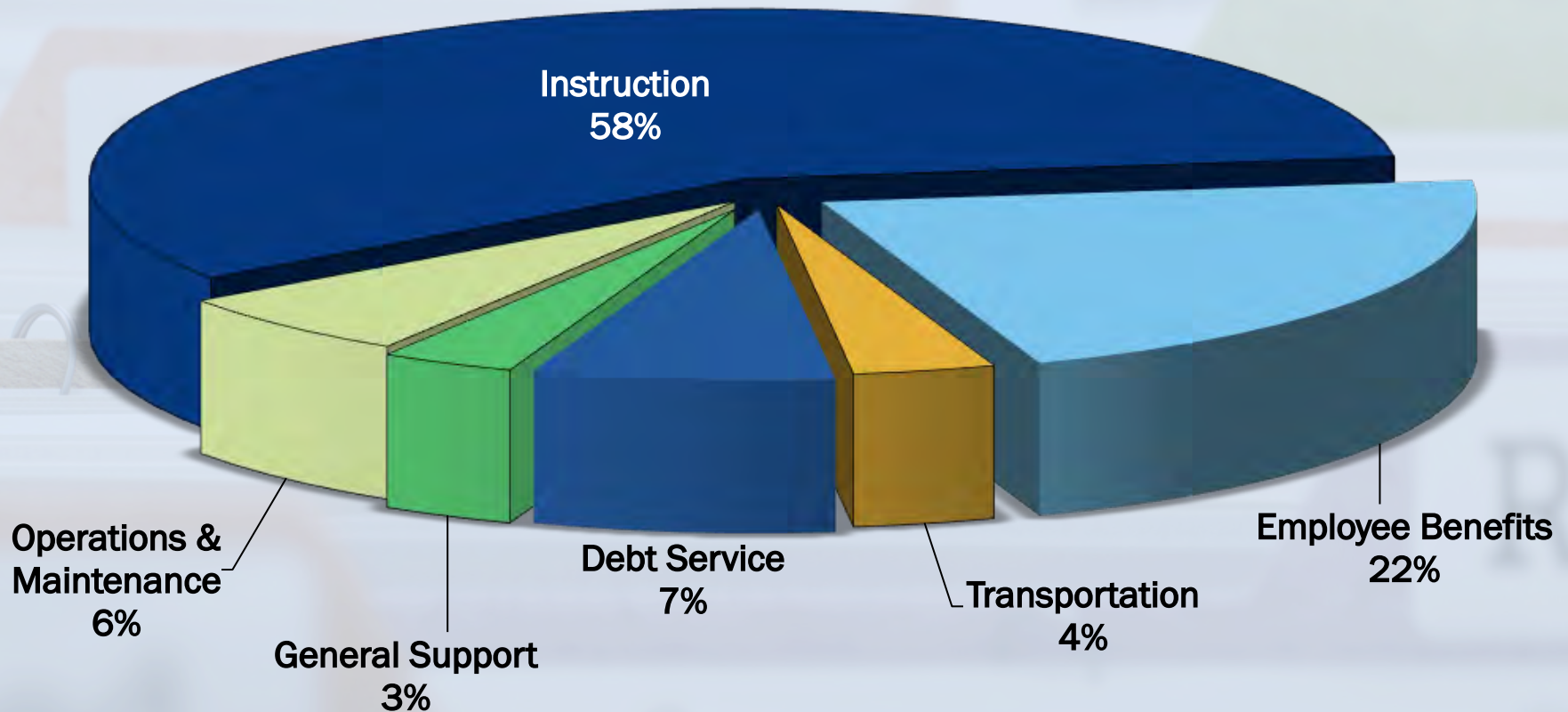
Historical Tax % Increase



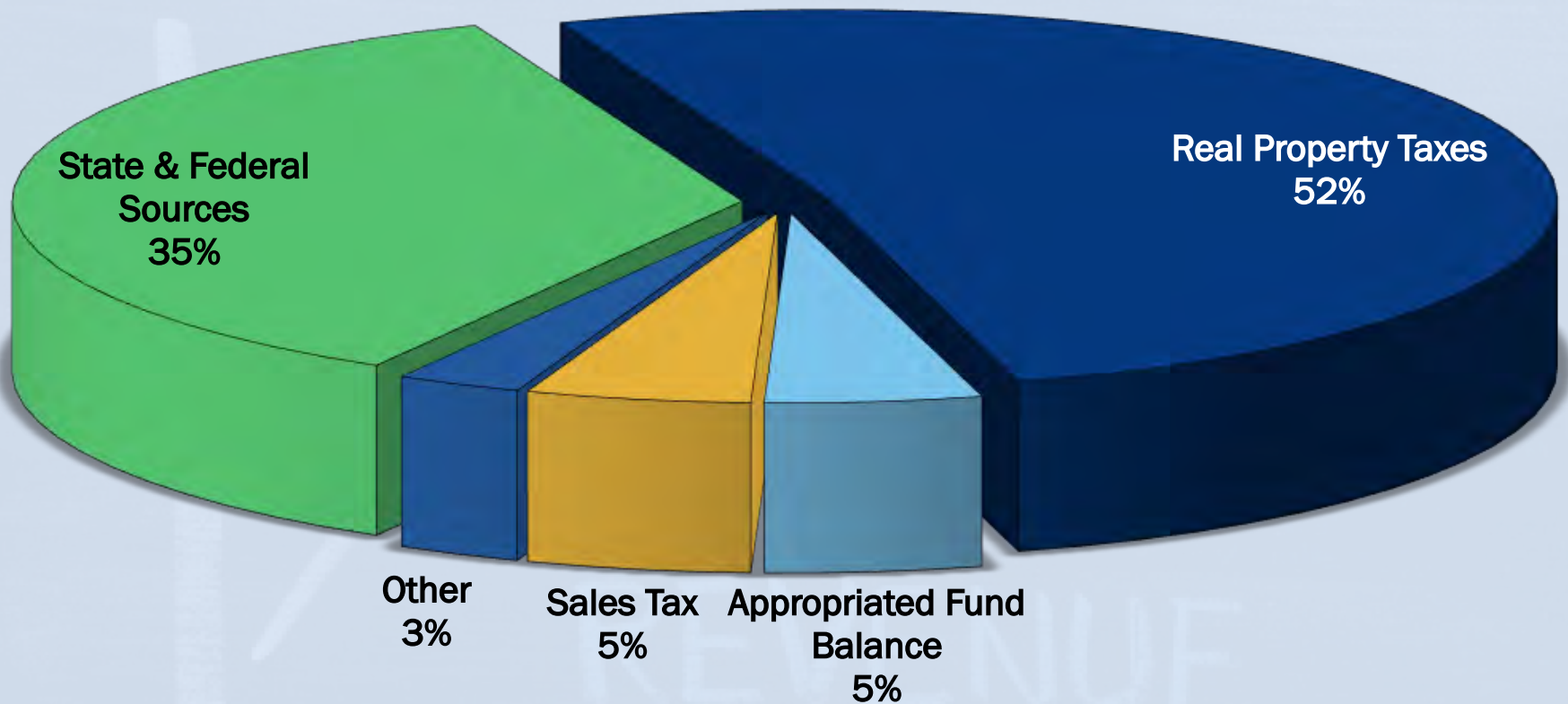


Revenues and Expenditures

2018-19 Expenditures: \$163,957,543

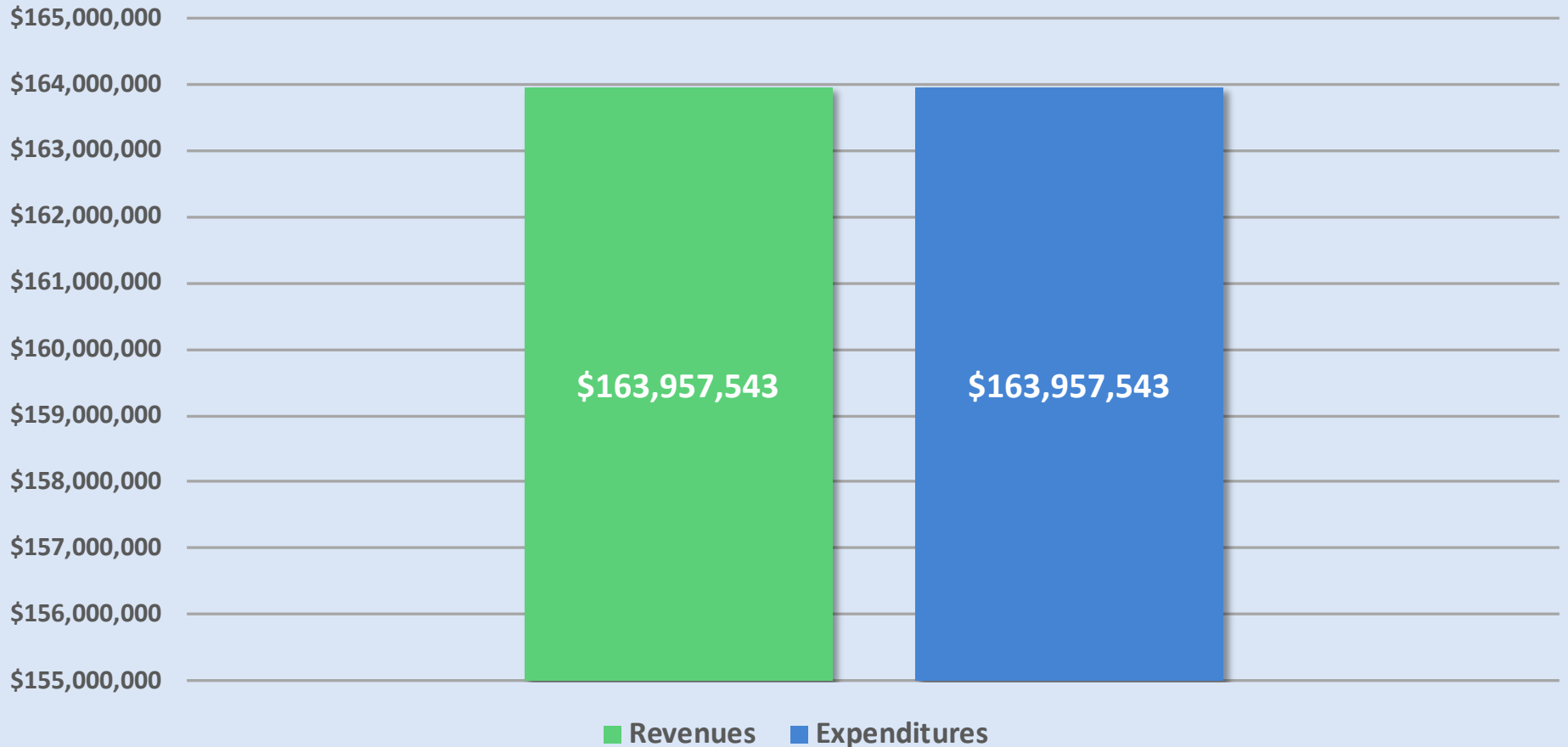


2018-19 Revenues: \$163,957,543



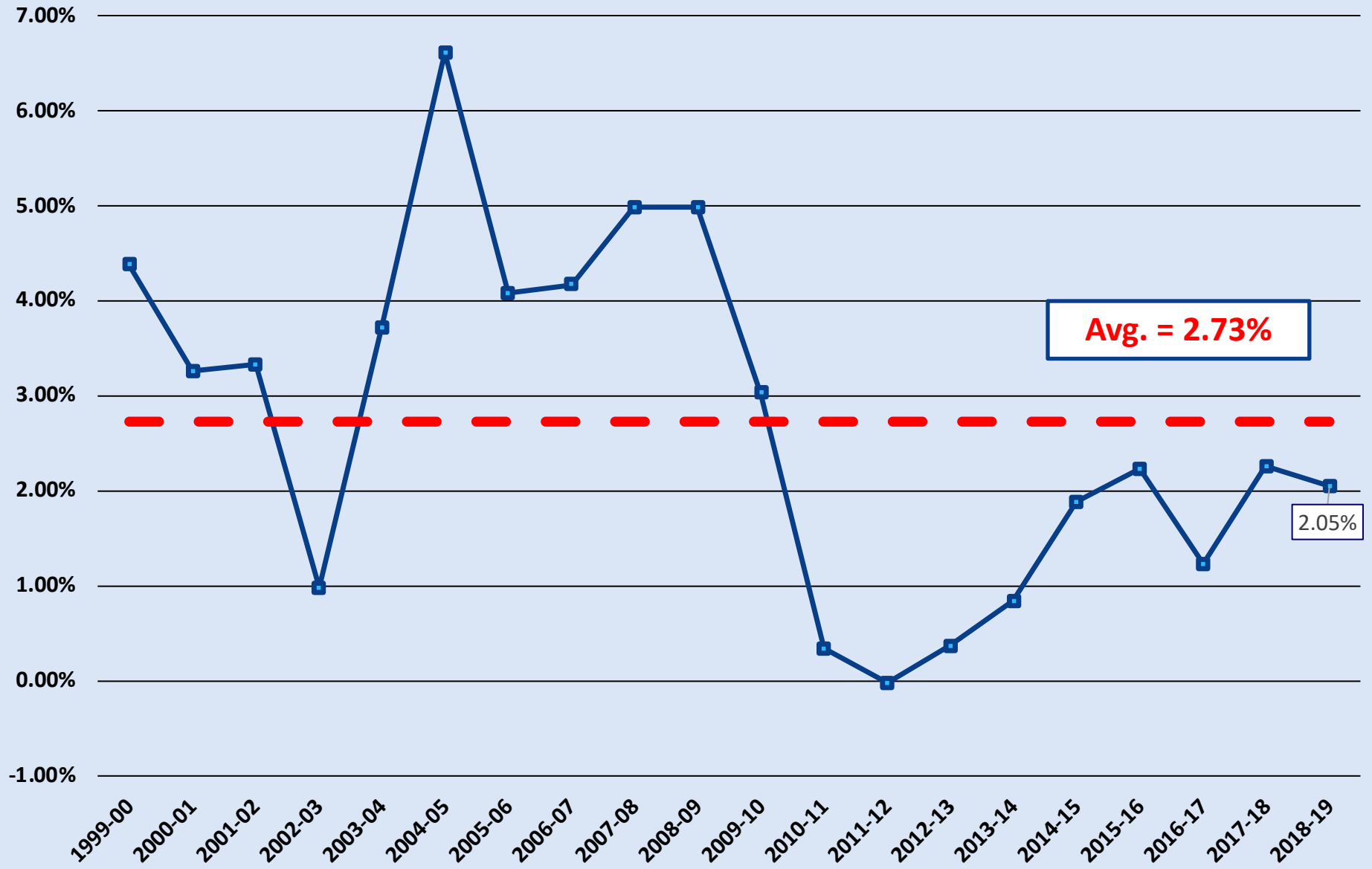
Budget Gap

Revenues vs. Expenditures

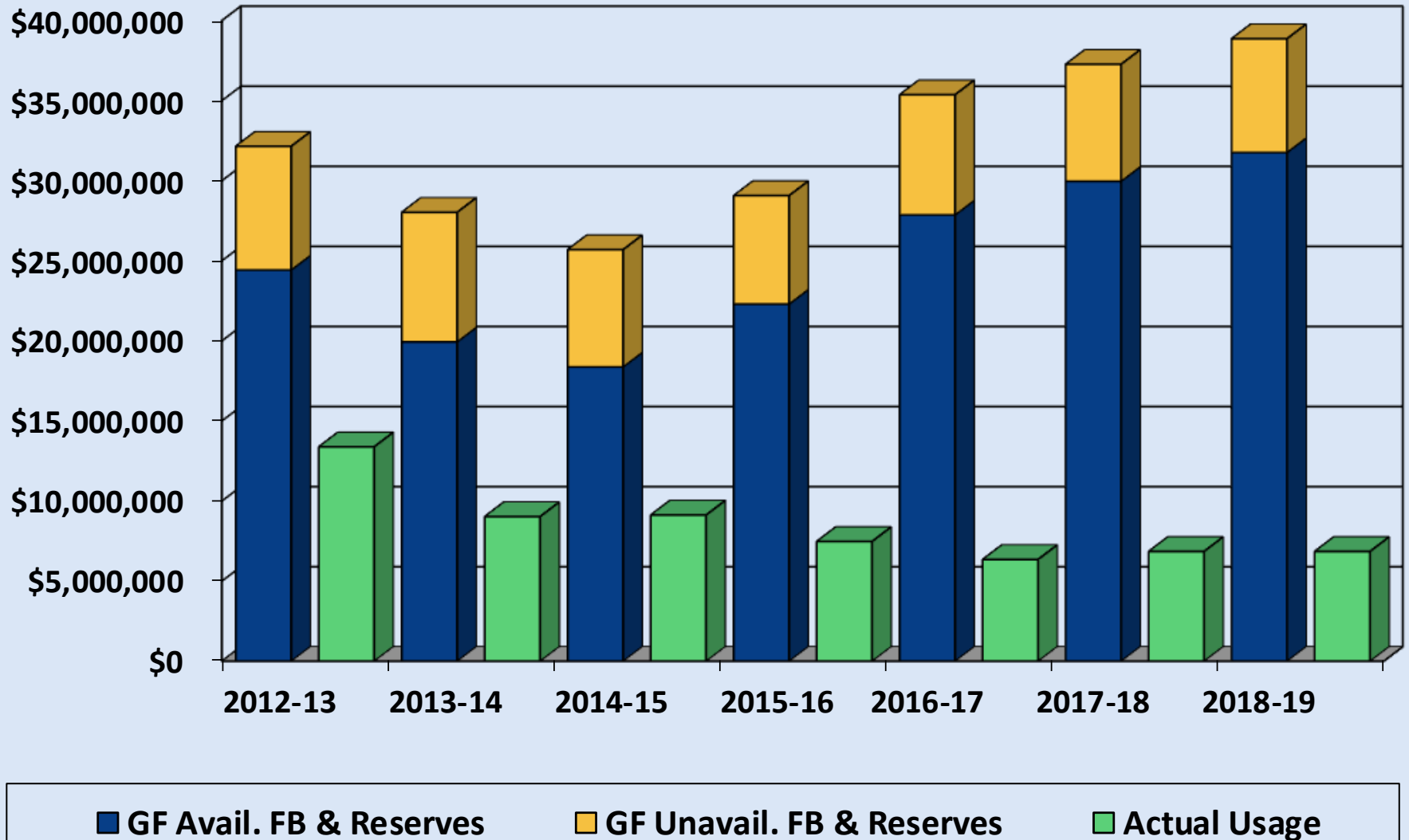


Total Budget Gap: \$0

Historical Budget % Increase



Use of Fund Balance & Reserves






Moving Forward

Continuing Budget Development

- Legislative Budget: 4/1/18
 - On Time Budget: 3/30/18
- Budget Adoption: 4/10/18
- Legislative Advocacy
 - Charter School Tuition
 - Insurance Reserve
- Monitor/update fund balance projections
- Strategic Planning Impacts





QUESTIONS?

Thank you for your support!

Visit www.ktufsd.org/budget for more information



**KENMORE-TOWN OF TONAWANDA
UNION FREE SCHOOL DISTRICT**

1500 Colvin Blvd.
Buffalo, NY 14223
(716) 874-8400
www.ktufsd.org

