


Clever for 5 - 12

Click one of the following: [District-Issued Chromebook](#) | [Personal Laptop or Computer](#)

District-Issued Chromebook

A Clever tab opens when a student first logs into a Chromebook. If the student closes the tab, use the directions below to log back in:


1. Go to the Ken-Ton Sites folder in a Chrome tab and select **Clever**



2. Click on the Kenton Google Login button and use the student's Google credentials to login.

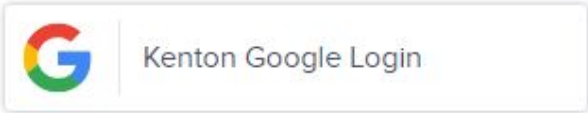
Kenmore-Tonawanda UFSD

[Not your district?](#)



Having trouble? [Get help logging in!](#)

Personal Laptop or Computer

1. Navigate to the district Clever site	www.ktufsd.org/clever
2. Click on Kenton Google Login, and use the student's Google credentials to sign in.	<p>Kenmore-Tonawanda UFSD Not your district?</p> <div data-bbox="794 443 1378 554">A rectangular button with a light gray border. On the left is the Google 'G' logo. To its right, the text 'Kenton Google Login' is displayed in a dark gray font.</div> <p>Having trouble? Get help logging in!</p>