



# Ben's Pen

Fall/Winter Edition, Volume 7 Issue 1

A Publication by Benjamin Franklin Middle School Students

## Students Share their Blizzard of 2022 Experiences

Some Newspaper Club members discussed and reported on their personal experiences with dealing with our recent blizzard. Students have memories of the blizzard that will last for a lifetime. Here is what they had to say:




**Hannah Schlieper, Grade 5:** On the snow day, which was on a Friday, we lost power for eight hours. I am lucky though, considering that my friend lost power for a few days, so other people had it worse. My family had to use old string lights that somehow worked, and I took battery-powered hexagon lights from my room and used those too. To stay warm we used layers and layers of blankets, (and My Comfy, too! If you do not know what a Comfy is, it is a wearable blanket that goes way below your knees. I highly recommend it). We lit our stove for warmth and more light.

**Isabella Feyes, Grade 6:** Thankfully, we did not lose power, and we did not run out of food either. My pets were a little scared the first day, but they got used to it. My one cat even got brave enough to watch the snow fall! Also I was not bored, because I am a homebody, I can keep myself entertained! So, this was my blizzard experience! [\(continued on the next two page pages\)](#)

## Walking for Breast Cancer Research

by Gwen Shanahan

On October 21 all of the people from Franklin Middle walked around Lincoln Park. Miss Shiesley organized the event. My friends Sydney Torchia and Avery Clark were chanting cheers like “Fight Breast Cancer. Fight it!” The weather that day was amazing and the sun was shining bright. Some children were wearing Fight Breast Cancer shirts and some made signs. Many girls put the symbol for Breast Cancer on their face and hands. Some wrote things on their hands like “Keep staying strong!” Some students wore pjs (as shown below) and we walked along Parkhurst to show our support. The 5th grade started the walk at 1:20 pm, 6th grade at 1:40 pm and 7th grade at 2:00 pm. Some students donated to contribute to show support. Everyone left out the front door right on to Lincoln Trail. A lot of people in our building know someone who had or has breast cancer, so it was nice we showed our support.



## Blizzard Experiences, continued.

**Evelyn Cianchetti, Grade 6:** Over the BFMS winter break my blizzard experience ended up being okay. My family never lost power or ran out of food. We had some extra time a little bit before the blizzard and travel ban to prepare. We had flashlights, extra food, and other necessities. Although we were prepared for anything, our break went smoothly, so we had no need for flashlights or other items from preparation other than extra food. The worst day of all was Christmas Eve. That day we had to go outside every one and a half hours to two hours. This was because we quickly realized that day that the snowdrift in our backyard had completely buried our furnace exhaust pipe. If we had not quickly acted on our plans to unbury it our carbon monoxide detector (a detector for a poisonous gas that can be fatal) would have gone off. My parents realized this before I was awake, so when I woke up I had to look for them. I was really confused because I did not think they would go outside, but I could still hear them. Moments after they had unburied the furnace exhaust pipe, our neighbor sent a text to my parents. He told us that their carbon monoxide detector went off and that we should probably go check our furnace exhaust pipe, luckily my parents realized this before anything happened. That day my brother and I entertained ourselves, as we waited for Christmas. My dog watched out the window with my mom as we realized we could not see across the street! That went on for most of the day. At the end of the day, my mom and dad took on the last unburying shift and with a sigh of relief they told us the blizzard stopped. My family originally thought every two hours we would have to wake up that night to unbury our furnace exhaust pipe. What a Christmas Miracle!

**Sanya Das, Grade 5:** The house was freezing. I had to wake up early just to turn the heat on for the family. Brushing my teeth, I looked out the bathroom window, and I could not see anything because of the snow. What a start to the day. However, when I looked out my bedroom window, it was wild! The amount of snow being carried up in the winds was terrific until I realized my dad's car was not there. He was at work. I rushed over to my mother to tell her, and she could not believe it.

The winds got harsher throughout the day while my dad was not there, and no one could see anything out their window. Worried, my mom phoned my dad, and he was trapped in a store, but he was fine. And throughout the entire blizzard, one of my neighbors called us explaining that they ran out of food and could not turn on their stove, so once my dad came home, with a huge smile, he accepted the opportunity to bring the items to them. He also decided to use the snow blower (we were not able to start it), while the blizzard was still happening. However, we heard a loud thud outside once he came back. My family and I could not explain what it was until the blizzard was over. Turns out, one of the evergreen trees in our front yard fell, and the other had been torn off. I still can not believe the amount of snow that has fallen onto our house!

**Jena Roehner, Grade 6:** When I first heard about the blizzard people were saying we would not have school Friday. I was a little scared because we got a call from the school district saying that Hoover was being turned into a warming shelter in case the power went out. We did not lose power at all during the blizzard but the lights flickered a few times. On the first day of the blizzard, it was raining but then I looked out a few minutes later and was surprised to see everything covered in snow. When the blizzard was just starting to get bad it was a little after we ate lunch; that is when I asked if I could have my friend over that lives across the street from my mom's house. My mom said yes so I put on a jacket, boots and some gloves and walked over. When I got to his house I rang the doorbell and my friend came running to the door. It took my friend a few minutes to get his snow stuff on and the snow was up to my knees. We ran back to my house as fast as we could because the icy snow was blowing in our faces and it hurt. When we got back to my house we played games on my computer and had a snack. When his dad came to pick him up we could barely see anything outside. Later that day we went to my dad's house to celebrate Christmas with his side of the family the next day. When I woke up I ran out of my room to look outside and the snow was covering most of the window. At around 12:30 we went to see my dad's side of the family and made it there safely. Then, my dad tried to take us to my mom's to celebrate with her family. My aunt and two of my uncles came from Virginia and were staying at my grandma's house in Lakeview. But the snow was so high we could not get to my mom's and ended up staying there until late Christmas night. We also went outside to shovel and almost my entire street was working together to clear it. My friend across the street was out playing in the snow so I went over and we played for a little bit. Parts of the street were starting to get cleared so we drove as far as we could and walked the rest of the way. At this point it was not snowing anymore but we had to climb up a seven foot high snow drift to get there. We ended up opening gifts from my mom that night and celebrated with the rest of her family a few days after Christmas. When we went to my grandma's house to go see my family; they brought their three cats: Molly, Eve and Piggy (Piggy is not his real name but we call him that). I ended up going to a friend's house to sleep over there the next day. My family was going back to Virginia after New Year's so my mom dropped us back off at my grandma's and we celebrated New Year's with them.



Blizzard Experiences, continued.

**Willie Griffin, Grade 7:** This is how my experience went while the blizzard was happening: For the first day I was sleeping a lot, but for the second day I saw how bad it was outside. I could not get out of the house. I was snowed in. I could not go to the store or even go on my porch! So to pass time I was on my phone or I would sleep. We had food, just not the food I wanted to eat. We had no junk food!! On the third day I went out and shoveled with my grandfather and three hours later all the snow came back. I had to shovel again, but because of all the snow, I could not have Christmas. My mom took a trip but could not come back because of the travel ban, and my dad was stuck at his house, so I finally had Christmas on December 30. My blizzard experience is something that I will remember for a long time.



#### Student's Short Story Available in the Library

Sixth grade student Evelyn Cianchetti wrote her own fictional short story. The title of this story is "Miniature Garden Story." Copies of this story can be found in our school's library. Evelyn is a member of the newspaper club [The beginning of the story is shown below. If you would like to read the entire story, just stop by at the school library.](#)

You wake up, vision still blurry. Surrounded by strange creatures watching over you as you sleep on the hard, cold ground. "Is it alive?" one asked. You couldn't think straight, your brain was all jumbled. You quickly fell back into a deep sleep, before waking up for the second time. "BZZ. . . BZZ. . . BZZ. . ." You became quite irritated with the repetitive sound. You opened your eyes thinking you would wake up to your usual olive green wallpapered room. But instead you were awakened to a soft white. You squint to focus your eyes and see a few black and yellow blobs. You could almost make out stripes. There was that sound again, "BZZ. . . BZZZZZZZZ. . ." The blobs came closer as you also made out huge black, beady eyes. "It's awake! Gather!" one announced. But the meeting was immediately interrupted by ear-splitting thuds shaking the ground. You summoned all of your strength, and made it up on your feet. Although still wobbly you followed the crowd of blobs, but as you reached the entrance of the tunnel you collapsed . . .

You blinked, your eyes burned from the sun. You were laying on the ground again, but you could see clearly now. You were still weak though, so you were surprised when you managed to get out; "What happened?" You turned your head and saw a huge fluffy black and yellow ball with wings, a bee. "Who are you and what do you want?" "Did the bee just talk?" you thought. "Why am I here, why is the bee so big?" A million questions flooded your head. The bees took you to a nearby flower to question you. You looked around and quickly realized you were in your neighbor's backyard garden! The bees had you tied to the flower with a piece of a vine. "Who are you?" the bee said in a nasally voice. "My name is . . . I don't know . . ." you said as you struggled to remember, searching your head for it. "The humanli comes out every other night, so we will sacrifice you to it." a bee said. Another bee far away (who was clearly eavesdropping) shouted "YEAH! TONIGHT!" A shiver went down your spine. "What's The Humanli?" you thought. You heard a short melody of a trumpet. "Here ye, Here ye! The Queen has arrived!" A large female bee stopped in front of you. "I don't know what happened or why I'm here! Please don't hurt me!" you said in a panicked voice. "We will show you where you're going to be sleeping tonight." the queen said in a stern voice. "We are not done questioning you, however night has come." She spoke in a loud voice as a crowd gathered around. Two bees took the queen in a leaf with flower petals surrounding her, almost like a throne. Two large bees came and picked you up. They took you to some weeds, dropped you, and kept flying. Although you were uncomfortable on the cold, hard ground, you quickly drifted off into a deep sleep.

## Spooky, Scary Fall Fest

by Sydney Torchia

On Wednesday, October 26, children and their parents were gathering in the back parking lot. They were all so excited for Fall Fest, which was a special event. This event included Trunk-Or-Treating, eleven zombies and fun! Quite a few parents and teachers bought candy and other treats which they shared it during the Trunk-Or-Treating. Even though the trunks of the cars were filled with lots of candy, the supplies went down quickly. There were clowns, pirates, and monsters to name a few of the many costumes we saw. There were over two-hundred fifty people there Thank you, PTA, for putting this special night together for us.



## My Favorite Amphibians

by Hannah Schlieper

There are many amphibians on our earth. Most amphibians you probably have never heard of. Let us start with frogs. We have all heard of frogs. There is a wide variety of frogs, so vast that some can be poisonous. Some poisonous frogs include the golden poison dart frog, the dyeing dart frog, the variable poison frog, the harlequin poison frog, and the corroboree frog. Many of these frogs are beautiful but deadly. Do not be fooled by their vibrant colors and looks. Even if you are tempted to pick up a frog, make sure that you are careful and cautious. To learn more about the beautiful, poisonous frogs, visit: [treehugger.com/beautiful-deadly-frogs-4859270](https://www.treehugger.com/beautiful-deadly-frogs-4859270).

My favorite type of amphibian is the Axolotl. They are adorable! They are neotenic, meaning they look like babies their entire life. Lucky for them, they can regenerate body parts. If an axolotl loses a leg, it will grow back in just a matter of time. Still, they are critically endangered. They are only native to one place in the world, Lake Xochimilco in Mexico City. Eating any type of meat, dead or alive causes them to be carnivorous. This may be hard to believe, but some human beings (especially the people of Xochimilco) like to eat these adorable animals.

I hope you enjoyed my article about amphibians.

I found this information from these websites:

<https://www.treehugger.com/things-you-dont-know-about-axolotl-4863490>

<https://www.mentalfloss.com/article/63130/11-awesome-axolotl-facts>











## Appreciating School Related Professionals

by Sanya Das

School related professionals (SRPs) are instrumental in facilitating the growth and success of all students. I do not think our school could have operated without the help of all SRPs, who make up a third of the entire staff. Whatever the job, they are the best! So, thank you to all school-related professionals. Students in our school, including those in the school newspaper club and in other classes, made some drawings which were displayed in the faculty cafeteria to celebrate SRP day on November 15. Staff members, including teachers and other people who work in the building, supplied special treats that day. Some members of the teachers union decorated the faculty cafeteria and organized a breakfast celebration for the SRPs. So, thank you to all school-related professionals.



## What is the Big Deal with Trees?

by Scarlett Morris

You may sometimes wonder why we think trees are so important. They do many things for us other than just provide some good shade on a hot summer day. They purify water from toxins and help prevent mudslides. Have you ever heard about climate change? Trees help with that too. Trees catch carbon dioxide, a.k.a. the cause of climate change. If you cut down a tree, the carbon dioxide goes back into the air. According to the website 8billiontrees.com, sadly every year 15,300,000,000 trees get cut down, but only about 9,000,000 were trees get planted back by mid-January of this year. According to the website inhabitat.com, about 31,000,000 trees are needed each year just for toilet paper. Did you know trees have a language through their roots that spreads information and food? It can even tell a tree from 20 miles away that another died. I learned this by watching a YouTube video with the title "What happens if you cut down all of a city's trees?" by Stefan Al. Scientists say that the world can fit 1,000,000,000 more trees without taking down houses. So if everyone in Franklin or just you plant a tree you're making a difference!

### CREATIVE IDEAS FOR CHRISTMAS TREES

After the holidays, you can recycle some parts of your tree.

Here are some ideas for things you can make from a tree:

- a bird house: Cut off the whole bottom and hollow it out.
- an ornament: Cut a slice off the bottom and make a hole in the middle, and put a string through the middle.
- home decor: anything you want. Be creative!
- firewood: Cut chunks out of the center.
- a wreath shaped as a heart made from pine needles: Take pine needles, shape them and then glue together.
- a craft: Paint pieces of the tree to make a special craft.



## Roaming Fireflies

by Sanya Das

There are many different names for fireflies, including, Fireflies/Fire beetles/Lightning bugs/Glow worms, etc. Did you know that there are currently over 2,000 species of fireflies living in the world? Despite their name, fireflies are not flies (although they look similar) but instead are classified as beetles in the Lampyridae family. However, only some fireflies emit light. Fireflies in the western United States, for example, cannot emit light. Meanwhile, in the eastern United States, fireflies can glow. I found this information from firefly.org. For more information that I found on this website, keep reading my article!

Fireflies visit us in July and August, and many of us have fond memories of them. However, fireflies are perishing around the U.S. and the entire world. Nobody knows yet why fireflies are actually endangered, but we can surely blame humans. A glow worm's environment choice is warm, near bodies of water and longer grass. However, there is one problem: in America, and all around the world, our grasslands, open fields, and forests are being destroyed, including a lot of noisy boat traffic on waterways. As their habitat passes from sight, the number of fireflies decreases.

Deforestation, pollution, and increased use of pesticides may also contribute to the destruction of firefly habitats and natural prey, according to many websites. Scientists confirm that too much light at night can kill fire beetles, but there is plenty of evidence to suggest that light pollution is the primary victim of firefly killing. All species of fireflies, male and female, use the language of lights to communicate with others, such as to attract mates, defend territory, or warn predators that they are not palatable. If the light is too strong at night, fireflies can not do anything unless other fireflies can see the light pattern. This means that the fireflies cannot mate, resulting in fewer firefly larvae next season.

Firefly females lay 100 spherical eggs on the soil surface during mating. Fireflies prefer moist soil and lay their eggs under mulch or fallen leaves where the soil does not dry out easily. Some fireflies lay their eggs in vegetation rather than directly on the ground. Firefly eggs usually hatch in three to four weeks. Some fire beetle eggs are bioluminescent (able to emit light), and if you are lucky enough to find them on the ground, you can see them glowing faintly. I found this information from thoughtco.com.

### Fun Facts:

- Firefly light can be yellow, green, or orange. I found this fact and the rest in smithsonianmag.com.
- Firefly larvae may glow, including ones that live underground or underwater. They rely on their light to warn predators that they are not palatable. This helps them to survive.
- Firefly larvae are carnivorous (feeding on other animals), and mainly enjoy snails. Some adult fireflies usually live off of nectar and pollen, and some firefly species feed off of other firefly species, while other adult fireflies do not eat at all.
- A-z-animals.com states the average lifespan of a wild firefly is roughly one year. Adult fireflies only live long enough to mate and lay eggs.

Fireflies play a critical role in the ecosystem and pollinate flowers. The reduction in habitat and the increased use of lights can be the reason that fireflies are becoming more rare. Fireflies are captivating creatures that carry excitement to summer nights. If they go extinct, it will be a great loss to habitats and generations of human beings all over the world.

### How to Catch a Firefly with your Hands:

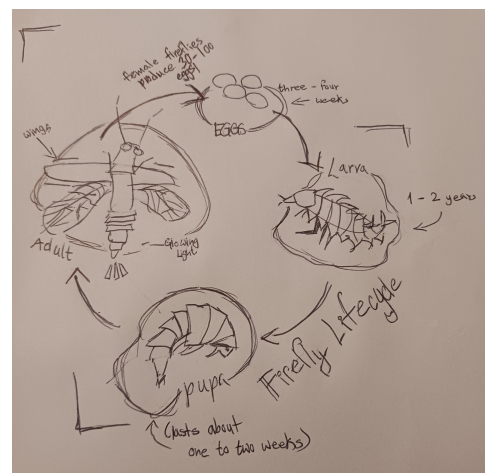
Fireflies are harmless creatures. They do not sting, bite, have pincers, or are venomous to humans. If you want to catch a firefly, visit a field of fireflies. Carefully approach it, and swoop/raise your hands so the firefly can land on your hand. (Make sure you do not clap your hands, because that will kill them!) Quickly close your hands so the firefly will not escape easily, and let them go anytime if you want. If you want to put it in a jar, first make sure you have a wet paper towel on the bottom of the jar, and holes in the lid for them to breathe air. Slowly let them or move them into the jar and close the lid. Do not keep them for more than two days, as they have short lifespans and need to mate outside. Congrats, you just learned how to catch a firefly!



Here is a picture that I drew of the Photinus Pyralis, New York's most common firefly



Credits to Google Images for reference, and my sister for helping me with the water droplets and markers.



Here is a drawing I made about the lifecycle of the firefly.



I found these Quotes at <https://blog.hubspot.com/sales/famous-quote> and Blogspothub.com I hope you like them!

"The way to get started is to quit talking and begin doing." -Walt Disney

"Your time is limited, so don't waste it living someone else's life. Don't be trapped by dogma - which is living with the results of other people's thinking" -Steve Jobs

"If life were predictable it would cease to be life, and be without flavor." -Eleanor Roosevelt

"If you look at what you have in life, you'll always have more. If you look at what you don't have in life, you'll never have enough." -Oprah Winfrey

"Spread love everywhere you go. Let no one ever come to you without leaving happier." -Mother Teresa

"When you reach the end of your rope, tie a knot in it and hang on." -Franklin D. Roosevelt

"Always remember that you are absolutely unique. Just like everyone else." -Margaret Mead

"Don't judge each day by the harvest you reap but by the seeds that you plant." -Robert Louis Stevenson

"The future belongs to those who believe in the beauty of their dreams." -Eleanor Roosevelt

"Tell me and I forget. Teach me and I remember. Involve me and I learn." -Benjamin Franklin

"In the end, it's not the years in your life that count. It's the life in your years." -Abraham Lincoln

"Never let the fear of striking out keep you from playing the game." -Babe Ruth

"Life is either a daring adventure or nothing at all." -Helen Keller

"Many of life's failures are people who did not realize how close they were to success when they gave up." -Thomas A. Edison

"You have brains in your head. You have feet in your shoes. You can steer yourself any direction you choose." -Dr. Seuss

"You may be disappointed if you fail, but you are doomed if you don't try." -Beverly Sills

"Life is 10% what happens to me and 90% of how I react to it." -Charles Swindoll

"Nothing is impossible, the word itself says, 'I'm possible!'" -Audrey Hepburn

"It does not matter how slowly you go as long as you do not stop." -Confucius

"When everything seems to be going against you, remember that the airplane takes off against the wind, not with it." -Henry Ford

"Too many of us are not living our dreams because we are living our fears." -Les Brown

"I have learned over the years that when one's mind is made up, this diminishes fear." -Rosa Parks

### Visit the Pez Factory in Orange, Connecticut

by Andrew Caputa

Last summer I went to the Pez Factory. You probably already know that Pez is a kind of candy that can be put in a special dispenser. There were all sorts of Pez-related things to do. There was a Pez scavenger hunt. The gift shop had all kinds of Pez stuff including dispensers, refills, and T-shirts. There was a huge Pez dispenser in the back of the first floor, you could grab a bucket, fill it with Pez candies, and then pay for it at the front desk. Maybe your grandparents even had Pez candy when they were kids. There was a part of the museum that showed Pez candy through the years. This factory with a museum inside was really fun. You should go there sometime.



### Short Stories written by Hadassah Bush

#### The Great Bush

Once there was a girl named Pringles. She had a very bad cold and an injured leg. No one knew how to cure her cold. They decided to go on a search for the great bush. They went on and on and on for 50 days. Then they saw a bush in the desert shining. So they touched it and they were healed. Then they dug it up and they went home and planted it in the ground. Then the bush made the forest beautiful, and the bush made the girl the guardian of the forest to protect no matter what.

#### The Witch Friend

Once upon a time there was a ghost named Tabitha and a witch named Dassah. Dassah wanted a different name. So she went on a long journey to find Tabitha. Dassah was in the woods. She fell into a fire and turned into fire. She hopped happily away. Then she saw a ghost and Dassah let it come with her. They traveled for 15 years together. Then she found out that she was actually with Tabitha. They had so much fun together. She was on the journey with Tabitha. One day Dassah asked if she could change her name. Tabitha said you can change your name to Stephanie. So Dassah jumped for joy.



### Smile

Book Review by Sanya Das

The book I am reviewing today is the book *Smile* by Raina Telgemeier. The book tells the story of a sixth grade girl named Raina and a foul accident she has. She wants to live a simple and normal life, but the amount of embarrassment she has because of her teeth makes her try harder to fit in. The drama and romance in the story is really awesome and pulls you in to keep reading. I would recommend this book to you if you love to read graphic novels and see all the breathtaking drama in one person's life.



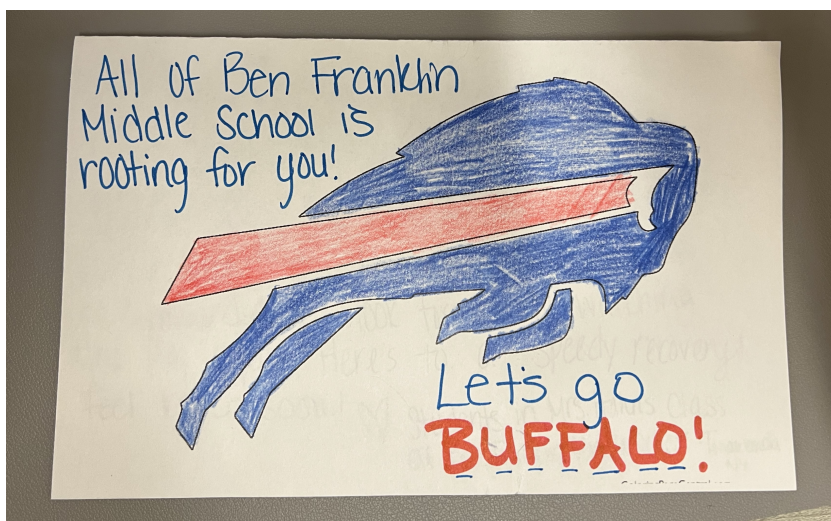


If you are a fan of the Buffalo Bills you will know the Bills are good (or at least you should), however, you probably do not know that the Bills are the favorite for winning the Super Bowl this year. Two of the reasons the Bills have been good this season is because of their quarterback Josh Allen and their number one wide receiver Stefon Diggs.

I found some interesting facts about the Bills from this website: <https://www.nfl-therapy.com/>. Josh Allen is one of the top five quarterbacks this year. Some cool facts about Josh Allen are that when he was a kid he played a bunch of different sports, one of them was T-ball; he would always get mad that no matter what the score was it was always considered a tie. He also played basketball for Reedley Junior College and was the number one scorer for the team. Jalen Ramsey, the Jacksonville Jaguars Cornerback (who was later traded to the Rams), originally commented that Josh Allen was “a stupid draft pick” but when the Bills and Rams played each other, Buffalo won 35-32; Allen threw for 311 yards, and four touchdowns. After that game, Jalen Ramsey called Josh Allen “talented” and “a challenge for the Rams defense.”

Now here are some interesting facts about Stefon Diggs, which I also found from the same website I mentioned in the beginning of this article. Stefon’s dad passed away when he was just 14 years old, because Stefon was the oldest child he became like a father figure to his younger siblings. When he was in high school he played football and he also ran track. He received an athletic scholarship to the University of Maryland as well as many others, but he chose Maryland so he could be closer to home. After college he became a fifth round draft pick for the Minnesota Vikings. He was traded from The Minnesota Vikings to Buffalo, he would say later that despite the “great people, great players, and great coaches, it just didn't work out.”

These great players are just one of the reasons I like watching the Bills. But, the reason I started watching was because my dad and grandpa watched them every week and I started to realize I really enjoy football and spending that time with my family. When we watch a Bills game, my grandpa usually comes over to my house to watch it with us unless he has to work that day. I eat tons of chips (my mom makes dips and other food for it), and my dad gets very passionate while watching the game. When the Bills win we are happy however when the Bills lose my dad declares he is not going to watch them for the rest of the season, but the very next week he sits down with me and my grandpa and we do it all over again. I am sure you all have heard about Bills safety Damar Hamlin and you will be glad to know he has made remarkable improvement. He is now speaking again and can breathe on his own. But when he was starting to recover, he used to only be able to write; the first words he wrote were “Did we win?” because he did not know that when he was injured they canceled the game. Some students at our school have made cards for Damar as shown below. I hope you enjoyed these interesting facts about the most popular Bills players right now.



# Arts and Crafts

## How to Make Slime

by Hadassah Bush

Do you like to buy slime but you do not know how to make slime at home? Here are some different ways to make slime on your own. As always, make sure to only create slime if you do not have sensitivities or allergies to these ingredients.

I found two ways to make slime from <https://www.youtube.com/watch?v=eaALjlyKDZI>. The lady who made this video on YouTube is Courtney Wohl. Here is what she said to do:

1. Put 1 bottle of glue in a glass bowl. You can add food coloring to the glue if you like. Next, make your activator by combining 1 cup of warm water with 1 teaspoon of Borax. Slowly stir in Borax, just a little bit at a time, until the slime is formed.
2. For a more fluffy slime, use an entire bottle of glue and the same amount of shaving foam/cream. Mix it together. Make the activator by mixing one cup of water with one teaspoon of Borax. Just like the previous recipe, you only want to add in a little bit at a time, because you might not need very much for it to turn into slime. Knead the slime.

I found another recipe for fluffy slime by Gillain Bower on YouTube. For a video on how to make this slime, go to <https://www.youtube.com/watch?v=s1IS20IWE8o>. Start at 1 minute and 50 seconds in to the video to save time. Toward the end of the video there is an optional suggestion to add small colorful foam balls as add-ins, but you could use other add-ins, such as clay sprinkles, glitter or charms.

Here are the directions:

Put together  $\frac{1}{2}$  cup of glue,  $\frac{1}{2}$  cup of shaving cream, and  $\frac{1}{2}$  cup of foaming soap mix. Then add one tablespoon of cornstarch. Next, add a couple pumps of body lotion or hand lotion. In a separate container, mix together 1 teaspoon of Borax and one cup of warm water. Add one teaspoon at a time of the Borax solution to the other container that has the glue, shaving cream, soap mix, cornstarch, and lotion. Mix it together. Add one or more teaspoons of the Borax solution until you get the consistency you want for your slime.

Here is a slime recipe if you only want to use a few ingredients (glue, baking, soda, water):

Pour 1 cup of white glue into a mixing bowl. Add 1 tablespoon of baking soda. Mix the contents of the bowl thoroughly. Add more or less glue depending on how much you like. Food coloring is optional. To see a video on how to make this slime, go to this website: [https://www.youtube.com/watch?v=\\_8JfuSPoDN4](https://www.youtube.com/watch?v=_8JfuSPoDN4) (Bon Slime-content creator)

Did you know that you can make slime that is edible? All you need is three simple ingredients: any color of your favorite JELL-O Sugar Free Gelatin, one cup of cornstarch and  $\frac{1}{2}$  cup of hot water. Mix together and enjoy! See [www.myfoodandfamily.com](http://www.myfoodandfamily.com) for more information.

For even more ideas, you can visit <https://teachingmama.org/20-easy-ways-to-make-slime/>. Have fun!



More arts and crafts ideas are on the next page.



How to Make Your Own 3-D Paper Dragon Head Puppet

by Isabella Feyes

One time I searched for how to make a paper dragon on YouTube. Then I made up my own steps after watching several videos. Here they are:

Step 1: Get a sheet of canvas paper or regular paper that does not have lines on it. Do not use cardstock, because it is not as easy to color on the shiny side of cardstock.

Step 2: On a folded piece of paper draw a trapezoid shape that fits around your hand. Cut around the outside perimeter of the shape. It should look like a really tall trapezoid with 3 flaps on 3 sides. On another piece of folded paper repeat this step again to make a total of two trapezoids, or just have a second sheet of paper under your original paper and cut both shapes out at the same time.

Step 3: Cut a long strip of paper from the top of the paper. This will make a long rectangle. Glue or tape the middle of this rectangle to the shortest side of the top trapezoid figure. Then glue the rest of the strip to the other sides of the top trapezoid.

Step 4: Cut the tip of your second trapezoid off after you fold the sides of it. Glue the two sides you have on the strip. Make sure there is enough room for your hand to go in.

Do the same thing for the bottom jaw of the dragon. Make sure there is enough room for your thumb. Do not make the bottom jaw too small, or it will not fit as well.

Step 5: Draw flaps on the bottom jaw and top jaw.

Step 6: Cut out a square from the paper. Put the strip of paper in the middle of the puppet.

Step 7: Decorate. Fold another sheet of paper in half. Trace all four of the top sides on that paper, so we can make the top half of the dragon. Use your creativity to give it a cool look. Keep the parts of the dragon's head in proportion. For example, the ears should not be bigger than the head. Glue the parts that you just made to the sides on the dragon. You can make accessories (examples: ears, eyes, horns, spikes and other random stuff) to your design as well.

Since dragons have long snouts, this type of puppet works well, but if you want to try to create a different animal that has a long snout, such as a giraffe, or a horse, that is another option. If you need some assistance with making your dragon, there are lots of examples and video tutorials that can be found on the internet.



Drawing is my passion

by Leanne Alazawi

As you can see from the title, drawing is my passion. I have loved drawing ever since I was three years old. I have been drawing since then. I have always loved Anime drawing. Here is a tutorial on how to draw a pokémon Eevee.

1. Draw a circle for the head.



2. Draw two legs. Remember to draw the paws at the bottom of the legs.



3. Draw a face on the circle.



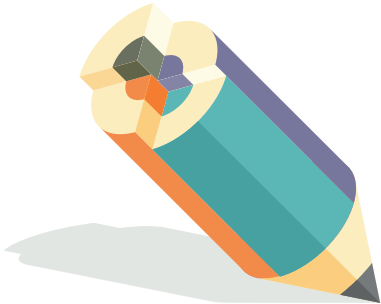
4. Now draw two circles on the side of the legs.



5. Now draw a circle on the sides on the foot.



6. Now draw the tail and ears.



There you go! You have just made Eevee. Good job, guys! Thank you for trying.

## Advice from the Falcon Friend



Dear Falcon Friend,

I am the only one in my family who feels nervous when I have to go to the dentist. Can you offer any advice to help me relax more for my next dentist appointment?

Yours truly,  
Chattering Teeth



Dear Chattering Teeth,

You are not the only person to feel this way. My suggestion is to make sure that your teeth are clean, wash your teeth the night before with toothpaste, floss and mouthwash and do the same thing in the morning. I would also suggest taking a few deep breaths before going into the office, even close your eyes and remind yourself that you made sure you were ready. If all of this does not work, just know that it will not last forever and you will be out of that office before the end of the hour.

Yours truly,  
Falcon Friend



Coming Soon: The School Musical

Thursday, January 26, 7:00 PM

Friday, January 27, 7:00 PM

Saturday, January 28, 2:00 PM

"When you are good to others, you are best to yourself." - Benjamin Franklin's kindness quote